

Prepared for:
LIRP Client

Prepared on:
03.23.2023

Agent information:
Backnine Life Agent
Backnine Insurance
310 North Westlake Blvd
Westlake Village, California 91362
Phone Number: 818.221.0010
Email: pichie@back9ins.com

YOUR ILLUSTRATION FOR:

ALLIANZ LIFE PRO+[®] ADVANTAGE
FIXED INDEX UNIVERSAL LIFE INSURANCE POLICY

KEEPING OUR PROMISES SINCE 1896.

Through bear markets and bull markets, through depressions and recessions, through wars and natural disasters, we've maintained the strength and stability to fulfill our promises to our customers like you.



Guarantees are backed by the financial strength and claims-paying ability of Allianz Life Insurance Company of North America.

Products are issued by Allianz Life Insurance Company of North America, 5701 Golden Hills Drive, Minneapolis, MN 55416-1297 P64339 LPPA3



Supplemental illustration: Policy snapshot

This is a supplemental illustration (that must be accompanied by the full product illustration) meant to summarize your assumptions, policy values, and index allocation choices. Refer to the illustration ledger of guaranteed values within the full product illustration for your policy's guaranteed elements and other important information.

POLICY DESIGN ASSUMPTION



Insured: LIRP Client
 Male, 42, Preferred Plus Nontobacco
Initial death benefit: \$500,000

LOAN SOLVE METHOD

Annual distributions, Years 19 - Maturity; 100% indexed loans; the indexed loan portion will receive an indexed interest credit equal to the lesser of the illustrated rate or the loan charge (currently 5%) plus 0.50%.

INTEREST RATE ASSUMPTIONS

For purposes of comparing, and to illustrate how the product could react to varying interest rates, the chart below shows values calculating for the current illustrated rate, along with two additional rates. All current interest rate assumptions are not guaranteed.



Premium
Initial planned premium
\$30,000.00 (years 1 - 7)
Total planned premium
paid \$210,000.00



Income-tax-free death benefit			
Interest rate	7.08%	5.00%	4.00%
Initial death benefit	\$500,000	\$500,000	\$500,000
Net death benefit (age 60)	\$710,408	\$527,055	\$500,000
Net death benefit (age 100)	\$532,555	\$204,372	\$321,659

Cash value accumulation at age 60			
Potential cash value	\$530,155	\$393,325	\$339,305



Tax-free policy loans ¹			
Annual policy loans	\$49,357	\$27,363	\$14,487
Total policy loans	\$2,961,420	\$1,641,780	\$869,220

¹ Policy loans and withdrawals will reduce the available cash value and death benefit and may cause unintended consequences, including lapse or taxable events. Please see full loan and withdrawal disclosure within this material for details.

This supplemental illustration is valid only when accompanied by a full product illustration.

This supplemental illustration is not an offer, contract, or promise of future policy performance. Actual policy values may be more or less favorable than the nonguaranteed values shown. Coverage is subject to the terms and conditions of the policy. The assumptions on which this illustration is based are subject to change on an annual basis.

Agent Information: Backnine Life Agent

Issued in: CO Date: 03/23/2023

Page S1 of 8

T: \$5,828.00

UA: \$500,000.00

Illustration ID: A00900385



Supplemental illustration: Assumptions

Using the assumptions shown here and the premium and policy benefits specified in this policy illustration, this policy will mature at age 120.

FOR GUARANTEED VALUES, PLEASE SEE THE FULL PRODUCT ILLUSTRATION.

Supplemental illustration assumptions	
Indexed interest rates ¹	Policy years
7.08% Nonguaranteed	1 to Maturity
Fixed interest rates	Policy years
N/A	1 to Maturity
Policy charges	Policy years
Current (nonguaranteed)	All policy years

¹ If indexed loans are present in this illustration, the loaned portion will receive an indexed interest credit equal to the lesser of the illustrated rate or the loan charge (currently 5%) plus 0.50%.

This supplemental illustration is valid only when accompanied by a full product illustration.

This supplemental illustration is not an offer, contract, or promise of future policy performance. Actual policy values may be more or less favorable than the nonguaranteed values shown. Coverage is subject to the terms and conditions of the policy. The assumptions on which this illustration is based are subject to change on an annual basis.

Agent Information: Backnine Life Agent

Issued in: CO Date: 03/23/2023

Page S2 of 8

T: \$5,828.00

UA: \$500,000.00

Illustration ID: A00900385



Supplemental illustration: Current scenario

					Current scenario		
Age	End of policy year	Premium outlay	Net distributions	Total charges	Accumulation value	Cash value	Death benefit
43	1	\$30,000.00	\$0	\$4,309	\$26,805	\$16,772	\$526,805
44	2	\$30,000.00	\$0	\$4,342	\$55,723	\$45,923	\$555,723
45	3	\$30,000.00	\$0	\$4,392	\$86,906	\$77,339	\$586,906
46	4	\$30,000.00	\$0	\$4,441	\$120,537	\$111,202	\$620,537
47	5	\$30,000.00	\$0	\$4,486	\$156,815	\$147,710	\$656,815
		\$150,000.00	\$0				
48	6	\$30,000.00	\$0	\$4,511	\$195,974	\$187,102	\$695,974
49	7	\$30,000.00	\$0	\$4,534	\$238,248	\$229,608	\$738,248
50	8	\$0.00	\$0	\$1,710	\$255,555	\$248,355	\$500,000
51	9	\$0.00	\$0	\$1,706	\$274,252	\$268,492	\$507,366
52	10	\$0.00	\$0	\$1,700	\$294,454	\$290,134	\$524,128
		\$210,000.00	\$0				
53	11	\$0.00	\$0	\$1,699	\$316,276	\$313,396	\$540,832
54	12	\$0.00	\$0	\$1,716	\$339,829	\$338,389	\$557,319
55	13	\$0.00	\$0	\$1,729	\$365,255	\$365,255	\$573,450
56	14	\$0.00	\$0	\$1,732	\$392,715	\$392,715	\$589,073
57	15	\$0.00	\$0	\$1,755	\$422,352	\$422,352	\$616,635
		\$210,000.00	\$0				
58	16	\$0.00	\$0	\$585	\$455,585	\$455,585	\$646,930
59	17	\$0.00	\$0	\$619	\$491,445	\$491,445	\$678,194
60	18	\$0.00	\$0	\$641	\$530,155	\$530,155	\$710,408
61	19	\$0.00	\$49,357	\$651	\$571,138	\$519,313	\$690,655
62	20	\$0.00	\$49,357	\$691	\$614,504	\$508,263	\$680,324
		\$210,000.00	\$98,714				
63	21	\$0.00	\$49,357	\$729	\$660,402	\$497,024	\$668,729
64	22	\$0.00	\$49,357	\$760	\$708,997	\$485,626	\$655,785
65	23	\$0.00	\$49,357	\$791	\$760,459	\$474,094	\$641,395
66	24	\$0.00	\$49,357	\$864	\$814,924	\$462,416	\$625,401
67	25	\$0.00	\$49,357	\$983	\$872,531	\$450,573	\$616,354
		\$210,000.00	\$345,499				

This supplemental Illustration is valid only when accompanied by a full product illustration.

This supplemental illustration is not an offer, contract, or promise of future policy performance. Actual policy values may be more or less favorable than the nonguaranteed values shown. Coverage is subject to the terms and conditions of the policy. The assumptions on which this illustration is based are subject to change on an annual basis.

Agent Information: Backnine Life Agent

Issued in: CO Date: 03/23/2023

Page S3 of 8

T: \$5,828.00

UA: \$500,000.00

Illustration ID: A00900385



Supplemental illustration: Current scenario

continued

					Current scenario		
Age	End of policy year	Premium outlay	Net distributions	Total charges	Accumulation value	Cash value	Death benefit
68	26	\$0.00	\$49,357	\$1,114	\$933,466	\$438,585	\$606,608
69	27	\$0.00	\$49,357	\$1,251	\$997,930	\$426,480	\$596,128
70	28	\$0.00	\$49,357	\$1,395	\$1,066,140	\$414,292	\$584,874
71	29	\$0.00	\$49,357	\$1,535	\$1,138,335	\$402,070	\$572,820
72	30	\$0.00	\$49,357	\$1,564	\$1,214,885	\$389,982	\$547,917
		\$210,000.00	\$592,284				
73	31	\$0.00	\$49,357	\$1,546	\$1,296,116	\$378,143	\$520,716
74	32	\$0.00	\$49,357	\$1,480	\$1,382,382	\$366,685	\$491,100
75	33	\$0.00	\$49,357	\$1,351	\$1,474,074	\$355,768	\$458,953
76	34	\$0.00	\$49,357	\$1,138	\$1,571,633	\$345,587	\$424,168
77	35	\$0.00	\$49,357	\$1,311	\$1,675,041	\$335,868	\$419,620
		\$210,000.00	\$839,069				
78	36	\$0.00	\$49,357	\$1,509	\$1,784,652	\$326,695	\$415,928
79	37	\$0.00	\$49,357	\$1,740	\$1,900,835	\$318,155	\$413,197
80	38	\$0.00	\$49,357	\$2,005	\$2,023,981	\$310,343	\$411,542
81	39	\$0.00	\$49,357	\$2,357	\$2,154,456	\$303,311	\$411,034
82	40	\$0.00	\$49,357	\$2,902	\$2,292,535	\$297,008	\$411,635
		\$210,000.00	\$1,085,854				
83	41	\$0.00	\$49,357	\$3,583	\$2,438,574	\$291,446	\$413,374
84	42	\$0.00	\$49,357	\$4,427	\$2,592,918	\$286,609	\$416,255
85	43	\$0.00	\$49,357	\$5,493	\$2,755,877	\$282,428	\$420,221
86	44	\$0.00	\$49,357	\$6,829	\$2,927,728	\$278,781	\$425,167
87	45	\$0.00	\$49,357	\$8,361	\$3,108,839	\$275,619	\$431,061
		\$210,000.00	\$1,332,639				
88	46	\$0.00	\$49,357	\$10,253	\$3,299,431	\$272,726	\$437,698
89	47	\$0.00	\$49,357	\$12,698	\$3,499,535	\$269,669	\$444,646
90	48	\$0.00	\$49,357	\$15,728	\$3,709,141	\$265,957	\$451,414
91	49	\$0.00	\$49,357	\$19,480	\$3,928,089	\$260,922	\$457,327
92	50	\$0.00	\$49,357	\$19,304	\$4,161,050	\$258,699	\$425,141
		\$210,000.00	\$1,579,424				

This supplemental Illustration is valid only when accompanied by a full product illustration.

This supplemental illustration is not an offer, contract, or promise of future policy performance. Actual policy values may be more or less favorable than the nonguaranteed values shown. Coverage is subject to the terms and conditions of the policy. The assumptions on which this illustration is based are subject to change on an annual basis.

Agent Information: Backnine Life Agent

Issued in: CO Date: 03/23/2023

Page S4 of 8

T: \$5,828.00

UA: \$500,000.00

Illustration ID: A00900385



Supplemental illustration: Current scenario

continued

					Current scenario		
Age	End of policy year	Premium outlay	Net distributions	Total charges	Accumulation value	Cash value	Death benefit
93	51	\$0.00	\$49,357	\$17,847	\$4,410,296	\$261,003	\$393,312
94	52	\$0.00	\$49,357	\$14,522	\$4,678,886	\$270,304	\$363,882
95	53	\$0.00	\$49,357	\$8,756	\$4,970,729	\$289,892	\$339,600
96	54	\$0.00	\$49,357	\$104	\$5,290,450	\$323,747	\$323,747
97	55	\$0.00	\$49,357	\$104	\$5,631,049	\$364,186	\$364,186
		\$210,000.00	\$1,826,209				
98	56	\$0.00	\$49,357	\$104	\$5,993,960	\$411,929	\$411,929
99	57	\$0.00	\$49,357	\$104	\$6,380,722	\$467,764	\$467,764
100	58	\$0.00	\$49,357	\$104	\$6,792,985	\$532,555	\$532,555
101	59	\$0.00	\$49,357	\$104	\$7,232,519	\$607,242	\$607,242
102	60	\$0.00	\$49,357	\$104	\$7,701,219	\$692,854	\$692,854
		\$210,000.00	\$2,072,994				
103	61	\$0.00	\$49,357	\$104	\$8,201,121	\$790,513	\$790,513
104	62	\$0.00	\$49,357	\$104	\$8,734,407	\$901,444	\$901,444
105	63	\$0.00	\$49,357	\$104	\$9,303,419	\$1,026,982	\$1,026,982
106	64	\$0.00	\$49,357	\$104	\$9,910,668	\$1,168,584	\$1,168,584
107	65	\$0.00	\$49,357	\$104	\$10,558,850	\$1,327,838	\$1,327,838
		\$210,000.00	\$2,319,779				
108	66	\$0.00	\$49,357	\$104	\$11,250,861	\$1,506,473	\$1,506,473
109	67	\$0.00	\$49,357	\$104	\$11,989,805	\$1,706,373	\$1,706,373
110	68	\$0.00	\$49,357	\$104	\$12,779,018	\$1,929,589	\$1,929,589
111	69	\$0.00	\$49,357	\$104	\$13,622,081	\$2,178,356	\$2,178,356
112	70	\$0.00	\$49,357	\$104	\$14,522,839	\$2,455,103	\$2,455,103
		\$210,000.00	\$2,566,564				
113	71	\$0.00	\$49,357	\$104	\$15,485,422	\$2,762,475	\$2,762,475
114	72	\$0.00	\$49,357	\$104	\$16,514,268	\$3,103,348	\$3,103,348
115	73	\$0.00	\$49,357	\$104	\$17,614,141	\$3,480,850	\$3,480,850
116	74	\$0.00	\$49,357	\$104	\$18,790,163	\$3,898,383	\$3,898,383
117	75	\$0.00	\$49,357	\$104	\$20,047,836	\$4,359,642	\$4,359,642
		\$210,000.00	\$2,813,349				

This supplemental Illustration is valid only when accompanied by a full product illustration.

This supplemental illustration is not an offer, contract, or promise of future policy performance. Actual policy values may be more or less favorable than the nonguaranteed values shown. Coverage is subject to the terms and conditions of the policy. The assumptions on which this illustration is based are subject to change on an annual basis.

Agent Information: Backnine Life Agent

Issued in: CO Date: 03/23/2023

Page S5 of 8

T: \$5,828.00

UA: \$500,000.00

Illustration ID: A00900385



Supplemental illustration: Current scenario

continued

					Current scenario		
Age	End of policy year	Premium outlay	Net distributions	Total charges	Accumulation value	Cash value	Death benefit
118	76	\$0.00	\$49,357	\$104	\$21,393,074	\$4,868,646	\$4,868,646
119	77	\$0.00	\$49,357	\$104	\$22,832,233	\$5,429,758	\$5,429,758
120	78	\$0.00	\$49,357	\$104	\$24,372,145	\$6,047,722	\$6,047,722
		\$210,000.00	\$2,961,420				

This supplemental illustration is valid only when accompanied by a full product illustration.

This supplemental illustration is not an offer, contract, or promise of future policy performance. Actual policy values may be more or less favorable than the nonguaranteed values shown. Coverage is subject to the terms and conditions of the policy. The assumptions on which this illustration is based are subject to change on an annual basis.

Agent Information: Backnine Life Agent

Issued in: CO Date: 03/23/2023

Page S6 of 8

T: \$5,828.00

UA: \$500,000.00

Illustration ID: A00900385



Supplemental illustration: Your illustrated allocation options

The table below includes your chosen allocation options	Initial allocation percent	Illustrated rate
Bloomberg US Dynamic Balance II ER Index with annual point-to-point (Classic)	50%	7.08%
PIMCO Tactical Balanced ER Index with annual point-to-point (Classic)	50%	7.08%
The current illustrated rate assumption for years 1 through M is 7.08%		7.08%

This supplemental Illustration is valid only when accompanied by a full product illustration.



Allocation Option Summary

Your current caps, participation rates, trigger rates and interest rates are shown below. The below table shows hypothetical historical averages for each index allocation, assuming the product and index allocation existed over the respective time periods. Different time periods and different indexes will produce higher or lower averages, and actual credited rates will vary from year to year.

Select Index Allocations – 40% Multiplier Bonus 1% Asset Charge	Current cap	Current participation rate	10 year	15 year	20 year	25 year
Blended Index annual point-to-point	8.25%	100.00%	5.14%	5.05%	5.44%	5.04%
Bloomberg US Dynamic Balance II ER Index annual point-to-point	N/A	175.00%	9.58%	9.47%	N/A	N/A
PIMCO Tactical Balanced ER Index annual point-to-point	N/A	175.00%	8.93%	9.66%	N/A	N/A
Bonused Index Allocations – 15% Multiplier Bonus No Additional Charge	Current cap	Current participation rate	10 year	15 year	20 year	25 year
Blended Index annual point-to-point	8.75%	100.00%	5.33%	5.21%	5.61%	5.21%
Bloomberg US Dynamic Balance II ER Index annual point-to-point	N/A	180.00%	9.85%	9.74%	N/A	N/A
PIMCO Tactical Balanced ER Index annual point-to-point	N/A	175.00%	8.93%	9.66%	N/A	N/A
Classic Index Allocations – 0.90% Guaranteed Bonus No Additional Charge	Current cap	Current participation rate	10 year	15 year	20 year	25 year
Blended Index annual point-to-point	7.50%	100.00%	4.83%	4.75%	5.14%	4.74%
Bloomberg US Dynamic Balance II ER Index annual point-to-point	N/A	165.00%	9.05%	8.94%	N/A	N/A
PIMCO Tactical Balanced ER Index annual point-to-point	N/A	160.00%	8.19%	8.85%	N/A	N/A
Standard Index Allocations – No Bonus No Additional Charge	Current cap	Current participation rate	10 year	15 year	20 year	25 year
S&P 500® Index annual point-to-point	11.75%	100.00%	7.84%	7.52%	7.57%	6.96%
S&P 500® Index monthly sum	3.80%	100.00%	9.33%	7.44%	7.76%	7.09%
S&P 500® Index trigger method	8.25%*	100.00%	5.71%	5.43%	6.13%	5.54%
Blended Index annual point-to-point	12.75%	100.00%	6.74%	6.41%	6.86%	6.51%
Bloomberg US Dynamic Balance II ER Index annual point-to-point	N/A	207.00%	11.28%	11.16%	N/A	N/A
PIMCO Tactical Balanced ER Index annual point-to-point	N/A	201.25%	10.23%	11.07%	N/A	N/A
Fixed	Current fixed rate					
Fixed interest	5.00%					

Caps, participation rates, and Trigger Interest Rates are subject to change on any policy anniversary. Past performance is not a prediction of future results.

*Represents the trigger rate.

This supplemental Illustration is valid only when accompanied by a full product illustration.

This supplemental illustration is not an offer, contract, or promise of future policy performance. Actual policy values may be more or less favorable than the nonguaranteed values shown. Coverage is subject to the terms and conditions of the policy. The assumptions on which this illustration is based are subject to change on an annual basis.

Agent Information: Backnine Life Agent

Issued in: CO Date: 03/23/2023

Page S8 of 8

T: \$5,828.00

UA: \$500,000.00

Illustration ID: A00900385



Basic illustration: Policy overview

ONLY INFORMATION SELECTED FOR THIS ILLUSTRATION IS SHOWN BELOW.

Proposed insured	LIRP Client, Male, 42, Preferred Plus Nontobacco	
Initial death benefit amount	\$500,000	
Initial death benefit option	B (Increasing)	
Initial base death benefit amount	\$250,000	
Initial term amount	\$250,000	
Initial premium	\$30,000.00	
Planned monthly premium	\$2,500.00	
Minimum initial premium	\$5,265.75	
Death benefit qualification test	GPT	
Modified endowment contract (MEC) status	This policy is not a MEC.	
Illustrated allocation options	50% Bloomberg US Dynamic Balance II ER Index with annual point-to-point (Classic) 50% PIMCO Tactical Balanced ER Index with annual point-to-point (Classic)	
Riders and benefits	Chronic Illness Accelerated Death Benefit Rider	Terminal Illness Accelerated Death Benefit Rider
	Loan Protection Rider	Waiver of New Charges Benefit
	Supplemental Term Rider: \$250,000.00	

For complete information about your life insurance policy, please refer to your policy.

The purchase of a life insurance policy is an important financial decision. This Illustration demonstrates both guaranteed and hypothetical policy costs and benefits. The hypothetical policy costs and benefits are based on assumptions that are subject to change as outlined in the terms and conditions of the policy. It is not intended to constitute fiduciary investment advice. You should have a full discussion with your financial professional before making any decision.

This illustration is not an offer, contract, or promise of future policy performance. Actual policy values may be more or less favorable than the nonguaranteed values shown. Coverage is subject to the terms and conditions of the policy. The assumptions on which this illustration is based are subject to change on an annual basis.

Agent Information: Backnine Life Agent

Issued in: CO Date: 03/23/2023

Page 1 of 59

7-Pay: \$36,223.98

GLAP: \$31,297.46

GSP: \$142,846.37

T: \$5,828.00

UA: \$500,000.00

Illustration ID: A00900385



Additional riders and benefits

The following riders were selected for this illustration. Some benefits are automatically included, which are also listed below. Some riders may include charges when they are exercised or added. For additional information about the riders and benefits, talk with your financial professional.

Chronic Illness Accelerated Death Benefit Rider

Accelerates the death benefit if the insured becomes chronically ill or cognitively impaired (under specific criteria). Once exercised, there is a charge associated with the rider. Accelerated amount may be taxable.

Loan Protection Rider

Provides protection from lapse due to an outstanding policy loan. The rider may be exercised if you are between the ages of 75 and 120, and the policy must be in force for a minimum of 15 policy years. Once exercised, there is a one-time charge, which is a percentage of the accumulation value. Rider is automatically included with your policy.

Supplemental Term Rider

Adds extra term insurance up to 10 times (or five times depending on age and underwriting) the base death benefit amount of your policy and is convertible into base coverage within the first 10 policy years or until age 75, whichever is sooner. A maximum cumulative conversion amount may apply. Additional cost at the time of issue.
Initial supplemental term amount: **\$250,000.00**

Terminal Illness Accelerated Death Benefit Rider

If the insured is diagnosed with a terminal illness that results in a life expectancy of 12 months or less, the policy's death benefit (up to \$1 million) is available while the insured is still alive. Once exercised, there is a charge associated with the rider. Accelerated amount maybe taxable.

Waiver of New Charges Benefit

Waives surrender charges, expense charges, and Enhanced Liquidity Rider charges for any coverage increases incurred in years 11+. Rider is automatically included with your policy.

Review your policy for additional rider and benefit information.

This illustration is not an offer, contract, or promise of future policy performance. Actual policy values may be more or less favorable than the nonguaranteed values shown. Coverage is subject to the terms and conditions of the policy. The assumptions on which this illustration is based are subject to change on an annual basis.

Agent Information: Backnine Life Agent

Issued in: CO Date: 03/23/2023

Page 2 of 59

T: \$5,828.00

UA: \$500,000.00

Illustration ID: A00900385



Allianz is a company you can trust for the long term

A life insurance product is only as strong as the company behind it. So it's important to know that Allianz Life Insurance Company of North America (Allianz) is a leading provider of life insurance and part of one of the world's largest financial services companies.

We manage our business to control risk in real time, weather all market conditions, and deliver long-term results. Consistently high ratings from independent financial rating agencies confirm our strength and stability.

High Financial Ratings

Standard & Poor's	A.M. Best	Moody's
AA (Very strong)	A+ (Superior)	A1

A.M. Best rating is the second-highest of 16 possible ratings and was confirmed September 2020; Moody's rating is the fifth-highest of 21 possible ratings and was confirmed October 2020; Standard & Poor's rating is the third-highest of 21 possible ratings and was confirmed March 2021.

ALLIANZ LIFE PRO+ ADVANTAGE OFFERS PROTECTION NOW AND FINANCIAL BENEFITS FOR THE LONG TERM

Allianz Life Pro+ Advantage is designed with important features to help meet challenges in all stages of life:

- A death benefit that can help loved ones maintain their standard of living and is generally income-tax free for your beneficiaries.
- Accumulation potential that's tax-deferred and protected from market volatility.
- Loans and withdrawals that allow you to access any available cash value in your policy for college funding, retirement, or other financial needs.¹
- Riders and benefits to help you customize your coverage for a variety of concerns.

¹ Policy loans and withdrawals will reduce the available cash value and death benefit and may cause unintended consequences, including lapse or taxable events. Please see full loan and withdrawal disclosure within this material for details.

This illustration is not an offer, contract, or promise of future policy performance. Actual policy values may be more or less favorable than the nonguaranteed values shown. Coverage is subject to the terms and conditions of the policy. The assumptions on which this illustration is based are subject to change on an annual basis.



How Allianz Life Pro+ Advantage works

Allianz Life Pro+ Advantage is first and foremost a life insurance policy designed to provide a generally income-tax-free death benefit to your beneficiaries. But there are other benefits to your policy as well.

Premium payments:

You pay premium into the policy. Fees and charges are deducted, and the remaining payments have the opportunity to build accumulation value through a fixed allocation or indexed allocation option. Cost of insurance charges are deducted from the accumulation value.

Accumulation value:

Fixed allocation option: earn a consistent, fixed interest rate.

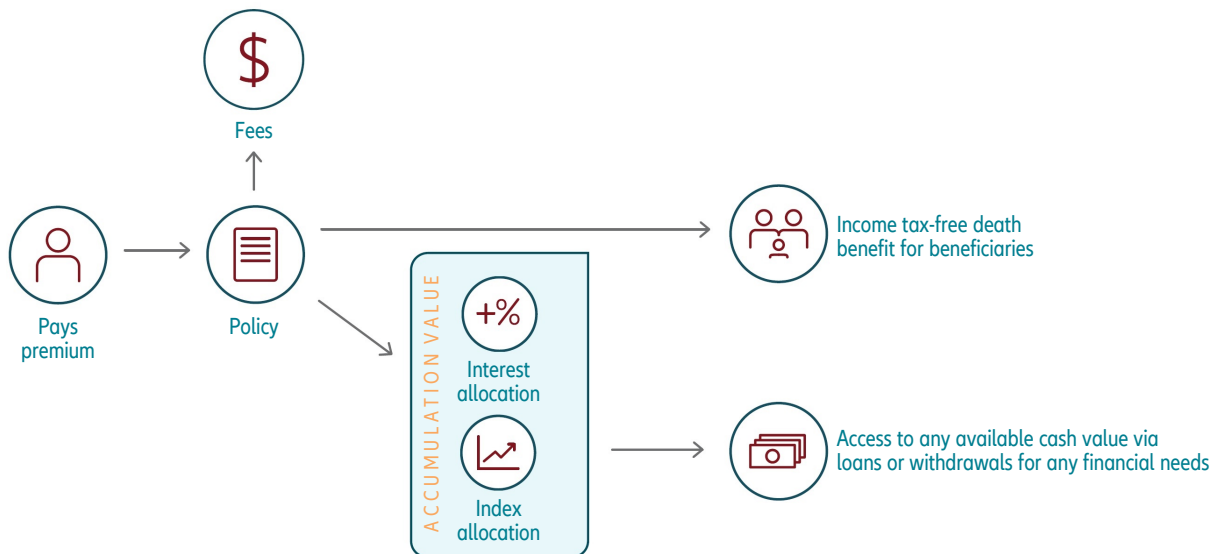
Indexed allocation options: potential to earn interest that's based on the performance of one or more external market indexes.

Loans and withdrawals:

You can access any available cash value through policy loans or withdrawal to use for supplemental college funding, retirement, or other financial needs.

Death benefit:

Upon your death, your beneficiaries will receive an income-tax-free death benefit.



Interest rates and policy charges are only two of the many factors that can affect your policy's actual performance. The timing and amount of any premiums you pay, loans or surrenders you take, and policy benefit changes have a large effect on your policy values.

These illustration ledgers show both guaranteed and nonguaranteed values. Guaranteed values illustrate minimum interest rates and maximum policy charges in all policy years. Nonguaranteed values are based on factors that are subject to change. Your actual policy values will not match the nonguaranteed values in this illustration.

Policy loans and withdrawals will reduce the available cash value and death benefit and may cause the policy to lapse, or affect guarantees against lapse. Withdrawals in excess of premiums paid will be subject to ordinary income tax. Additional premium payments may be required to keep the policy in force. In the event of a lapse, outstanding policy loans in excess of unrecovered cost basis will be subject to ordinary income tax. If a policy is a modified endowment contract (MEC), policy loans and withdrawals will be taxable as ordinary income to the extent there are earnings in the policy. If any of these features are exercised prior to age 59 ½ on a MEC, a 10% federal additional tax may be imposed. Tax laws are subject to change, and you should consult a tax professional.

This illustration is not an offer, contract, or promise of future policy performance. Actual policy values may be more or less favorable than the nonguaranteed values shown. Coverage is subject to the terms and conditions of the policy. The assumptions on which this illustration is based are subject to change on an annual basis.

Agent Information: Backnine Life Agent

Issued in: CO Date: 03/23/2023

Page 4 of 59

T: \$5,828.00

UA: \$500,000.00

Illustration ID: A00900385



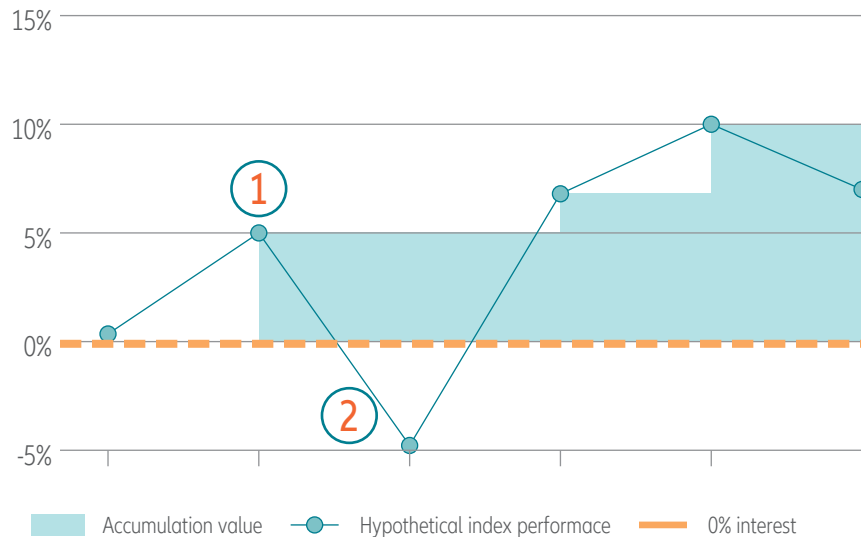
How your policy receives interest

You may allocate your policy's accumulation value to earn indexed interest and/or fixed interest. Your accumulation value increases when interest is credited to the policy.

Indexed interest

When you select one or more indexed allocation options, the performance of the index(es) you selected is tracked and your policy is credited for any positive performance. It's important to note your policy does not directly invest or participate in any equity or investments – at no time is your money at risk in the market.

- 1 If the index performance is **positive**, we apply indexed interest to your policy's accumulation value, per any caps and participation rates.
 - 2 If the index performance is **negative**, your accumulation value will be unaffected. However, fees and charges will reduce the policy values.
- This hypothetical example is for illustrative purposes only.



Fixed interest

You can allocate your policy's accumulation value to a fixed allocation, which will earn a consistent, fixed interest rate. The interest rate will never be lower than 0.10% annually. The current rate is 5.00%.

POWER OF INTEREST CREDITS

The interest credits you receive can be an indicator of the value that is being passed on to you. Here's the average indexed and fixed interest credits for our Allianz FIUL policyholders.

	Indexed interest	Fixed interest
Average interest credited ¹	6.59%	3.76%

Past interest crediting is not a guarantee of future results. Caps and interest rates have changed over time, so future credits may be different than shown even in similar market environments.

Once the insured reaches age 120, we allocate 100% of the current value (including any loan balance) to the fixed allocation.

¹ The average crediting history of Allianz FIUL policies is from 3/1/2006 through 12/31/2022. We chose this time frame to ensure that we present the most complete 12-month data available for this study. Credits are based on actual caps, participation rates, and interest rates that have been applied to inforce policies. Not all products have been available during the entire duration of the example shown. This is only one aspect of an FIUL insurance policy, which does not take into account policy fees and charges and does not describe any other features. Please note that many factors, including the current market environment, may affect the interest credited to the policy. You should consider all product features before purchasing a policy.

This illustration is not an offer, contract, or promise of future policy performance. Actual policy values may be more or less favorable than the nonguaranteed values shown. Coverage is subject to the terms and conditions of the policy. The assumptions on which this illustration is based are subject to change on an annual basis.

Agent Information: Backnine Life Agent

Issued in: CO Date: 03/23/2023

Page 5 of 59

T: \$5,828.00

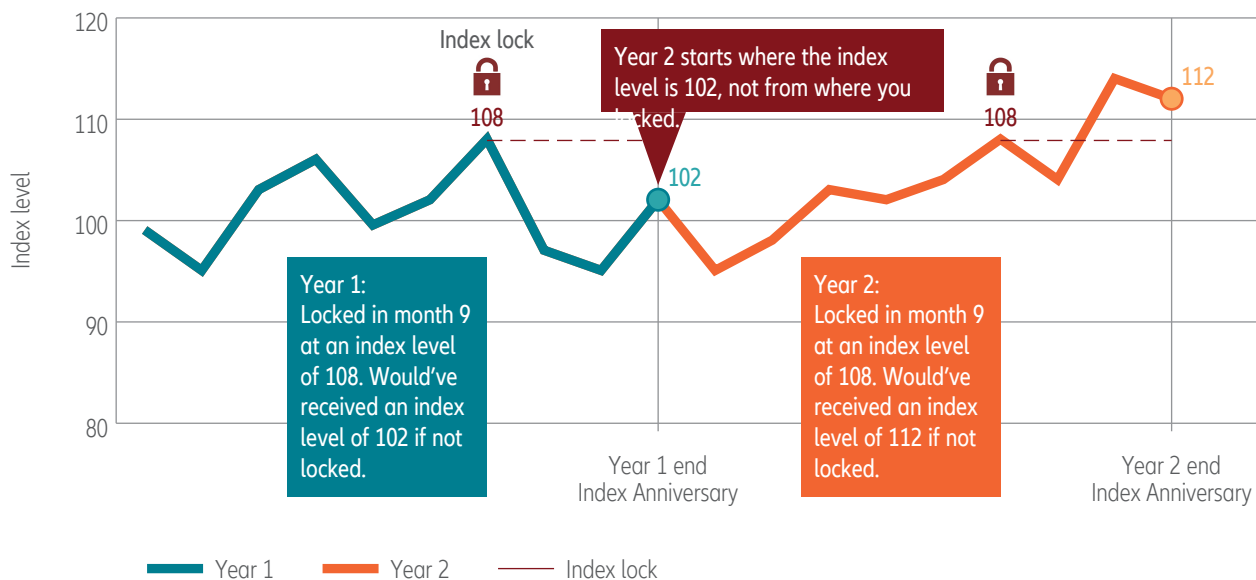
UA: \$500,000.00

Illustration ID: A00900385



Eliminate the possibility of receiving 0% interest

Using our Index Lock feature, you can lock in an index value you're satisfied with at any point during the current crediting period. This will be the interest credit that's applied at the end of your crediting period – no matter what happens in the market after you've set the lock. The Index Lock occurs at the end of the business day, therefore the actual value received may be more or less than the value at the time of the request. Please refer to CSI-512 for the business rules. This feature is available with Bloomberg US Dynamic Balance II ER Index and PIMCO Tactical Balanced ER Index.



Policy year 1 began with an index value of 100. After several ups and downs, when the index value reached 108, the client chose to lock it in and not subject themselves to further market volatility in the period.

By locking in this value, the client received more than the index's actual value – 102 – at the policy year's end.

Policy year 2 began with the index value at 102. During the year, the client again chooses to lock in when the index value rises to 108.

In this case, had the client not locked in, they could have received a higher index credit – 112 – at year's end. Still, by locking in, they were able to ensure that they received an index credit they would be satisfied with.

This illustration is not an offer, contract, or promise of future policy performance. Actual policy values may be more or less favorable than the nonguaranteed values shown. Coverage is subject to the terms and conditions of the policy. The assumptions on which this illustration is based are subject to change on an annual basis.

Agent Information: Backnine Life Agent

Issued in: CO Date: 03/23/2023

Page 6 of 59

T: \$5,828.00

UA: \$500,000.00

Illustration ID: A00900385



Bonus options

Bonuses may enhance your policy's crediting potential. You have several options, offering varying combinations of bonus potential and charges.

	Bonus rate	Annual asset charge	Bonus details
Select	40%	1%	Multiplies any annual indexed interest by 40%. For those who are willing to pay a charge in return for a higher bonus and greater indexed interest potential.
Bonused	15%	0%	Multiplies any annual indexed interest by 15%. For those looking for a moderate choice with bonus potential but no additional charges associated with the bonus.
Classic	0.9%	0%	Adds a consistent bonus rate to the policy's annual accumulation value. For clients that may want a conservative approach and a guaranteed credit. Includes an allocation restriction, meaning you may not be able to allocate 100% of your accumulation value, if the fixed account goes below 1%.
Standard	0%	0%	For those willing to forego a bonus in favor of higher caps and participation rates, which may result in higher indexed interest received.

Bonuses are credited on an annual basis on the policy anniversary. The cap and/or participation rate will vary based on whether or not the selected index allocations offer a bonus.

Bonused products may include higher surrender charges, longer surrender periods, lower caps, or other restrictions that are not included in similar products that don't offer a bonus. The index allocations that offer the interest bonus will generally have lower caps and participation rates. Not all bonuses guarantee that a policy will be credited with an interest bonus every year as some are based on the growth of an index.

This illustration is not an offer, contract, or promise of future policy performance. Actual policy values may be more or less favorable than the nonguaranteed values shown. Coverage is subject to the terms and conditions of the policy. The assumptions on which this illustration is based are subject to change on an annual basis.

Agent Information: Backnine Life Agent

Issued in: CO Date: 03/23/2023

Page 7 of 59

T: \$5,828.00

UA: \$500,000.00

Illustration ID: A00900385



Your allocation options selection(s).

This policy allows you to choose among multiple allocation options. It's important to note that with an external index, your policy does not directly participate in any equity or fixed income investments – you are not buying shares in an index.

The maximum illustrated rate for this illustration years 1-M is 7.08%

	Current cap	Current participation rate	Illustrated rate
Bloomberg US Dynamic Balance II ER Index with annual point-to-point (Classic)	N/A	165.00%	7.08%
PIMCO Tactical Balanced ER Index with annual point-to-point (Classic)	N/A	160.00%	7.08%

As required to show, the maximum illustrated rate for the allocation option is partially calculated using a benchmark index account with the annual point-to-point crediting method and the S&P 500® Index, in accordance with illustration regulations. To determine this limit, we calculate the average annualized rates for each 25-year period in the last 65 calendar years assuming the current annual cap for the benchmark index account was in effect every year.

Current maximum illustrated rate	7.08%
Minimum average crediting rate	4.33%
Maximum average crediting rate	8.77%

The maximum illustrated rate is also calculated using the historical performance of the allocation selected and the amount spent to support the allocation.

Caps, participation rates, and Trigger Interest Rates are subject to change on any policy anniversary.

The indexes available within the policy are constructed to keep track of diverse segments of the U.S. or international markets, or specific market sectors. These indexes are benchmarks only. Indexes can have different constituents and weighting methodologies. Some indexes have multiple versions that can weight components or may track the impact of dividends differently. Although an index may affect your interest credited, you cannot buy, directly participate in, or receive dividend payments from any of them through the policy.

Allocation options represent both initial and future allocations for the entire illustration period.

This illustration is not an offer, contract, or promise of future policy performance. Actual policy values may be more or less favorable than the nonguaranteed values shown. Coverage is subject to the terms and conditions of the policy. The assumptions on which this illustration is based are subject to change on an annual basis.

Agent Information: Backnine Life Agent

Issued in: CO Date: 03/23/2023

Page 8 of 59

T: \$5,828.00

UA: \$500,000.00

Illustration ID: A00900385



Historical index performance

The tables below show hypothetical historical averages for each allocation option, assuming the product and allocation existed over the respective time periods shown, using current caps and participation rates, measured over the most recent calendar year periods. Different time periods and different indexes will produce higher or lower averages, and actual credited rates will vary from year to year. Past performance is not a prediction of future results.

Bloomberg US Dynamic Balance II ER Index annual point-to-point with a participation rate (Classic)

18-year historical index performance		
Date	Actual historical performance	Hypothetical historical return
12/31/2005	-0.83%	N/A
12/31/2006	6.12%	10.09%
12/31/2007	2.86%	4.72%
12/31/2008	0.37%	0.60%
12/31/2009	5.81%	9.58%
12/31/2010	8.46%	13.96%
12/31/2011	5.19%	8.56%
12/31/2012	6.92%	11.41%
12/31/2013	8.01%	13.22%
12/31/2014	6.88%	11.36%
12/31/2015	-1.33%	0.00%
12/31/2016	4.93%	8.13%
12/31/2017	14.73%	24.31%
12/31/2018	-0.66%	0.00%
12/31/2019	12.83%	21.17%
12/31/2020	4.45%	7.34%
12/31/2021	4.81%	7.93%
12/31/2022	-12.26%	0.00%

Historical compound average return			
	From	Through	Historical average return
10-year	01/01/2013	12/31/2022	9.05%
15-year	01/01/2008	12/31/2022	8.94%
20-year	N/A	N/A	N/A
25-year	N/A	N/A	N/A

The historical interest rates shown do not include the bonus.

Allocation options represent both initial and future allocations for the entire illustration period.

This illustration is not an offer, contract, or promise of future policy performance. Actual policy values may be more or less favorable than the nonguaranteed values shown. Coverage is subject to the terms and conditions of the policy. The assumptions on which this illustration is based are subject to change on an annual basis.

Agent Information: Backnine Life Agent

Issued in: CO Date: 03/23/2023

Page 9 of 59

T: \$5,828.00

UA: \$500,000.00

Illustration ID: A00900385



PIMCO Tactical Balanced ER Index annual point-to-point with a participation rate (Classic)

18-year historical index performance		
Date	Actual historical performance	Hypothetical historical return
12/31/2005	-2.18%	N/A
12/31/2006	5.17%	8.27%
12/31/2007	2.95%	4.72%
12/31/2008	5.86%	9.38%
12/31/2009	4.21%	6.73%
12/31/2010	11.32%	18.10%
12/31/2011	3.84%	6.15%
12/31/2012	6.81%	10.89%
12/31/2013	7.75%	12.40%
12/31/2014	1.53%	2.45%
12/31/2015	-2.33%	0.00%
12/31/2016	5.75%	9.21%
12/31/2017	14.46%	23.14%
12/31/2018	-2.10%	0.00%
12/31/2019	10.35%	16.57%
12/31/2020	4.07%	6.50%
12/31/2021	8.94%	14.30%
12/31/2022	-2.27%	0.00%

Historical compound average return			
	From	Through	Historical average return
10-year	01/01/2013	12/31/2022	8.19%
15-year	01/01/2008	12/31/2022	8.85%
20-year	N/A	N/A	N/A
25-year	N/A	N/A	N/A

The historical interest rates shown do not include the bonus.

Allocation options represent both initial and future allocations for the entire illustration period.

This illustration is not an offer, contract, or promise of future policy performance. Actual policy values may be more or less favorable than the nonguaranteed values shown. Coverage is subject to the terms and conditions of the policy. The assumptions on which this illustration is based are subject to change on an annual basis.

Agent Information: Backnine Life Agent

Issued in: CO Date: 03/23/2023

Page 10 of 59

T: \$5,828.00

UA: \$500,000.00

Illustration ID: A00900385



Access to income-tax-free loans and withdrawals

With Allianz Life Pro+ Advantage, you have the ability to access any cash value accumulation at any time, for any reason – whether it’s to help with emergencies, retirement expenses, college funding, or even vacations or large purchases.

Allocation	Rate charged in advance	Rate credited
Indexed Loan	5.00% All policy years	Indexed interest credited at the end of the policy year based on selected index allocation ¹
Fixed Loan	2.91% Years 1 - 10	2% credited throughout the policy year
	1.96% Years 11+	2% credited throughout the policy year

¹ The rate credited will also include any applicable interest bonus earned via the Interest Bonus rider.

Allianz Life Pro+ Advantage offers competitive loan amounts and flexible options, allowing both indexed and fixed loans in the same year. You have the option to switch between loan types once per year on the anniversary for the life of the policy.

SUMMARY OF ILLUSTRATED DISTRIBUTIONS

Distribution type	Starting age	Ending age	Distribution frequency
Indexed Loan	61	120	Annual

Any loan amounts still have the ability to earn interest while outstanding. This interest that is credited annually to your policy can help offset the cost of the loan itself.

If you take a policy loan, surrender, or accelerated benefit from your policy, you will reduce the death benefit and available policy values, and you may cause the policy to lapse if you do not repay the loan interest each anniversary. Loans are assumed to be taken at the beginning of the policy year.

YOU CAN ALSO ACCESS ANY AVAILABLE CASH VALUE IN OTHER WAYS

Withdrawal: You may request a withdrawal (or partial surrender) from your policy. Withdrawals reduce your policy values – including the death benefit – and may be subject to a maximum charge of \$50. Withdrawals could also affect your death benefit guarantee.

Full withdrawal: You may request a full withdrawal of your policy. If you do this during the policy’s surrender period (12 years), a surrender charge will apply. The surrender charge is based on age, gender, risk class, and death benefit amount.

Loan interest is charged in advance and credited throughout the policy year, based on the allocation the loan is linked to.

Policy loans and withdrawals will reduce the available cash value and death benefit and may cause the policy to lapse, or affect guarantees against lapse. Withdrawals in excess of premiums paid will be subject to ordinary income tax. Additional premium payments may be required to keep the policy in force. In the event of a lapse, outstanding policy loans in excess of unrecovered cost basis will be subject to ordinary income tax. If a policy is a modified endowment contract (MEC), policy loans and withdrawals will be taxable as ordinary income to the extent there are earnings in the policy. If any of these features are exercised prior to age 59 ½ on a MEC, a 10% federal additional tax may be imposed. Tax laws are subject to change and you should consult a tax professional.

This illustration is not an offer, contract, or promise of future policy performance. Actual policy values may be more or less favorable than the nonguaranteed values shown. Coverage is subject to the terms and conditions of the policy. The assumptions on which this illustration is based are subject to change on an annual basis.

Agent Information: Backnine Life Agent

Issued in: CO Date: 03/23/2023

Page 11 of 59

T: \$5,828.00

UA: \$500,000.00

Illustration ID: A00900385



Access to income-tax-free loans and withdrawals

CONSIDERATIONS: When accessing policy loans and withdrawals, you should consider that the available cash value and death benefit will be reduced accordingly and that the loans may be taxable if the policy lapses or is surrendered. You should consider the potential tax implications of taking policy loans and withdrawals and discuss them with your tax professional.

Loan interest is charged in advance and credited throughout the policy year, based on the allocation the loan is linked to.

Policy loans and withdrawals will reduce the available cash value and death benefit and may cause the policy to lapse, or affect guarantees against lapse. Withdrawals in excess of premiums paid will be subject to ordinary income tax. Additional premium payments may be required to keep the policy in force. In the event of a lapse, outstanding policy loans in excess of unrecovered cost basis will be subject to ordinary income tax. If a policy is a modified endowment contract (MEC), policy loans and withdrawals will be taxable as ordinary income to the extent there are earnings in the policy. If any of these features are exercised prior to age 59 ½ on a MEC, a 10% federal additional tax may be imposed. Tax laws are subject to change and you should consult a tax professional.

This illustration is not an offer, contract, or promise of future policy performance. Actual policy values may be more or less favorable than the nonguaranteed values shown. Coverage is subject to the terms and conditions of the policy. The assumptions on which this illustration is based are subject to change on an annual basis.

Agent Information: Backnine Life Agent

Issued in: CO Date: 03/23/2023

Page 12 of 59

T: \$5,828.00

UA: \$500,000.00

Illustration ID: A00900385



Taxation of life insurance

Everyone's tax situation is different; we suggest you work with a tax or legal advisor about your own tax situation. We do not give legal or tax advice, but for your convenience, we provide the following general information on federal taxes.

This policy is intended to comply with the definition of life insurance in Section 7702 of the Internal Revenue Code. When you buy your policy, you must specify whether you want the Guideline Premium Test (GPT) or the Cash Value Accumulation Test (CVAT) used to qualify your policy as life insurance.

- **The Guideline Premium Test (GPT)**, which is commonly used for Allianz Life Pro+ Advantage; or
- **The Cash Value Accumulation Test (CVAT)**

The tax treatment of life insurance under federal tax law is subject to change. You should review the tax status of your policy with a tax or legal advisor each year. Failure to qualify as life insurance will have adverse tax consequences.

THIS ILLUSTRATION SHOWS:

Guideline Premium Test

This test specifies the maximum amount of premium you can pay into your policy. The total premiums paid for the policy must not exceed the guideline single premium or the cumulative guideline level annual premiums, whichever is greater.

The guideline premiums for this policy are:

*Guideline single premium \$142,846.37

*Guideline level premium \$31,297.46

Avoiding Modified Endowment Contract (MEC) status

In order to receive favorable federal tax treatments on distributions (loans), the total premiums you pay into the policy must satisfy the 7-pay premium limitation. Otherwise, your policy could be considered a MEC. Making policy changes that are material changes or reductions in benefits may also result in your policy becoming a MEC.

If the payment of any premium will cause your policy to become a MEC, we will notify you. You will have the choice to continue with the premium payment and allow your policy to become a MEC or to withdraw or reduce the amount of your payment.

If you take a distribution from a MEC, we must first distribute any interest you have earned in your policy. Interest will be taxed as ordinary income. In addition, with certain exceptions, there will be an additional 10% federal tax assessed if a distribution is taken before the owner turns age 59 ½.

*Maximum non-MEC annual premium \$36,223.98

*I.R.C. §7702 (2020)

This illustration is not an offer, contract, or promise of future policy performance. Actual policy values may be more or less favorable than the nonguaranteed values shown. Coverage is subject to the terms and conditions of the policy. The assumptions on which this illustration is based are subject to change on an annual basis.

Agent Information: Backnine Life Agent

Issued in: CO Date: 03/23/2023

Page 13 of 59

T: \$5,828.00

UA: \$500,000.00

Illustration ID: A00900385



Glossary of terms

Accumulation value

Accumulation value is equal to the greater of the current value or the guaranteed accumulation value.

Age

The insured's age on the birthday nearest the beginning of the policy year.

Cash value

Cash value is the amount you would get if you cancelled (cashed in) your policy. It's equal to your accumulation value minus the full surrender charge and any outstanding loan balance.

Current value

Current value reflects the money you put into the policy (less premium charges) plus Interest Bonus, if applicable, and any fixed and/or indexed interest earned, minus any money taken out (such as surrenders and policy charges). Interest earned and policy charges are based on current (nonguaranteed) rates that can change throughout the life of your policy.

Death benefit

The amount payable upon the death of the insured. This amount is illustrated as an end-of-year value and is net of any policy loans, accrued loan interest, or partial surrenders taken from the cash value.

Death benefit options

Option A is equal to the specified amount of your policy.

Option B is equal to the specified amount of your policy plus the accumulation value.

Option C is equal to the specified amount of your policy plus the total premium you have paid into the policy.

Guaranteed accumulation value

Guaranteed accumulation value is similar to the current value, except it earns fixed interest only and incurs policy charges at guaranteed rates. The 0.10% minimum fixed interest rate and the maximum policy charges are applied in all policy years.

This illustration is not an offer, contract, or promise of future policy performance. Actual policy values may be more or less favorable than the nonguaranteed values shown. Coverage is subject to the terms and conditions of the policy. The assumptions on which this illustration is based are subject to change on an annual basis.

Agent Information: Backnine Life Agent

Issued in: CO Date: 03/23/2023

Page 14 of 59

Loan credit

The amount of fixed and/or indexed interest credited to the portion of current value that is linked to a loan.

Midpoint

The interest rates used in the midpoint scenario is the average of the current interest rates and 0%, along with the average of current and guaranteed charges.

Nonguaranteed values

The "nonguaranteed" values shown in this illustration are calculated using non-guaranteed crediting rate(s) and non-guaranteed charges.

This illustration assumes that the nonguaranteed elements will continue unchanged for all years shown; however, nonguaranteed elements are likely to change from time to time. This means that actual results may be more or less favorable than those shown.

This illustration shows two types of non-guaranteed values:

- **Alternative crediting rate and charges:** Referred to as the Alternative Scenario, values are calculated using the current fixed interest crediting rate and our current administrative and insurance charges.
- **Illustrated crediting rate and current charges:** Referred to as the Current Scenario, values are calculated using the illustrated crediting rate(s) and our current administrative and insurance charges.

Ultimate Amount

Ultimate Amount is the death benefit used to determine both internal and reinsurance capacity. Autobind limits, jumbo limits and underwriting requirements will reflect this amount.

T: \$5,828.00

UA: \$500,000.00

Illustration ID: A00900385



Basic Ledger, guaranteed scenario

				Guaranteed scenario					
Age	End of policy year	Premium outlay	Net distributions	Interest/loan credits	Policy charges	Loan charges	Accumulation value	Cash value	Death benefit
43	1	\$30,000.00	\$0	\$14	\$5,021	\$0	\$24,993	\$14,960	\$524,993
44	2	\$30,000.00	\$0	\$39	\$5,046	\$0	\$49,986	\$40,186	\$549,986
45	3	\$30,000.00	\$0	\$63	\$5,081	\$0	\$74,969	\$65,401	\$574,969
46	4	\$30,000.00	\$0	\$88	\$5,111	\$0	\$99,946	\$90,611	\$599,946
47	5	\$30,000.00	\$0	\$113	\$5,146	\$0	\$124,914	\$115,809	\$624,914
		\$150,000.00	\$0						
48	6	\$30,000.00	\$0	\$138	\$5,181	\$0	\$149,871	\$140,999	\$649,871
49	7	\$30,000.00	\$0	\$163	\$5,211	\$0	\$174,823	\$166,183	\$674,823
50	8	\$0.00	\$0	\$174	\$2,362	\$0	\$172,635	\$165,435	\$500,000
51	9	\$0.00	\$0	\$171	\$2,414	\$0	\$170,392	\$164,632	\$500,000
52	10	\$0.00	\$0	\$169	\$2,481	\$0	\$168,081	\$163,761	\$500,000
		\$210,000.00	\$0						
53	11	\$0.00	\$0	\$167	\$2,555	\$0	\$165,693	\$162,813	\$500,000
54	12	\$0.00	\$0	\$164	\$2,644	\$0	\$163,213	\$161,773	\$500,000
55	13	\$0.00	\$0	\$162	\$2,745	\$0	\$160,630	\$160,630	\$500,000
56	14	\$0.00	\$0	\$159	\$2,865	\$0	\$157,924	\$157,924	\$500,000
57	15	\$0.00	\$0	\$156	\$3,001	\$0	\$155,080	\$155,080	\$500,000
		\$210,000.00	\$0						
58	16	\$0.00	\$0	\$153	\$3,160	\$0	\$152,073	\$152,073	\$500,000
59	17	\$0.00	\$0	\$150	\$3,344	\$0	\$148,879	\$148,879	\$500,000
60	18	\$0.00	\$0	\$147	\$3,561	\$0	\$145,465	\$145,465	\$500,000
61	19	\$0.00	\$49,357	\$1,119	\$3,805	\$2,468	\$142,779	\$90,954	\$448,175
62	20	\$0.00	\$49,357	\$2,141	\$4,085	\$5,059	\$140,835	\$34,594	\$393,759
		\$210,000.00	\$98,714						

This illustration is not an offer, contract, or promise of future policy performance. Actual policy values may be more or less favorable than the nonguaranteed values shown. Coverage is subject to the terms and conditions of the policy. The assumptions on which this illustration is based are subject to change on an annual basis.

Agent Information: Backnine Life Agent

Issued in: CO Date: 03/23/2023

Page 15 of 59

T: \$5,828.00

UA: \$500,000.00

Illustration ID: A00900385



Basic Ledger, nonguaranteed scenario

				Alternate scenario			Current scenario		
Age	End of policy year	Premium outlay	Net distributions	Accumulation value	Cash value	Death benefit	Accumulation value	Cash value	Death benefit
43	1	\$30,000.00	\$0	\$26,515	\$16,482	\$526,515	\$26,805	\$16,772	\$526,805
44	2	\$30,000.00	\$0	\$54,566	\$44,766	\$554,566	\$55,723	\$45,923	\$555,723
45	3	\$30,000.00	\$0	\$84,228	\$74,660	\$584,228	\$86,906	\$77,339	\$586,906
46	4	\$30,000.00	\$0	\$115,596	\$106,261	\$615,596	\$120,537	\$111,202	\$620,537
47	5	\$30,000.00	\$0	\$148,775	\$139,670	\$648,775	\$156,815	\$147,710	\$656,815
		\$150,000.00	\$0						
48	6	\$30,000.00	\$0	\$183,895	\$175,022	\$683,895	\$195,974	\$187,102	\$695,974
49	7	\$30,000.00	\$0	\$221,072	\$212,432	\$721,072	\$238,248	\$229,608	\$738,248
50	8	\$0.00	\$0	\$232,371	\$225,171	\$500,000	\$255,555	\$248,355	\$500,000
51	9	\$0.00	\$0	\$244,334	\$238,574	\$500,000	\$274,252	\$268,492	\$507,366
52	10	\$0.00	\$0	\$257,000	\$252,680	\$500,000	\$294,454	\$290,134	\$524,128
		\$210,000.00	\$0						
53	11	\$0.00	\$0	\$270,409	\$267,529	\$500,000	\$316,276	\$313,396	\$540,832
54	12	\$0.00	\$0	\$284,603	\$283,163	\$500,000	\$339,829	\$338,389	\$557,319
55	13	\$0.00	\$0	\$299,633	\$299,633	\$500,000	\$365,255	\$365,255	\$573,450
56	14	\$0.00	\$0	\$315,557	\$315,557	\$500,000	\$392,715	\$392,715	\$589,073
57	15	\$0.00	\$0	\$332,433	\$332,433	\$500,000	\$422,352	\$422,352	\$616,635
		\$210,000.00	\$0						
58	16	\$0.00	\$0	\$351,555	\$351,555	\$500,000	\$455,585	\$455,585	\$646,930
59	17	\$0.00	\$0	\$371,825	\$371,825	\$513,119	\$491,445	\$491,445	\$678,194
60	18	\$0.00	\$0	\$393,325	\$393,325	\$527,055	\$530,155	\$530,155	\$710,408
61	19	\$0.00	\$49,357	\$416,100	\$364,276	\$489,106	\$571,138	\$519,313	\$690,655
62	20	\$0.00	\$49,357	\$440,203	\$333,962	\$457,219	\$614,504	\$508,263	\$680,324
		\$210,000.00	\$98,714						
63	21	\$0.00	\$49,357	\$465,713	\$302,335	\$423,420	\$660,402	\$497,024	\$668,729
64	22	\$0.00	\$49,357	\$492,718	\$269,347	\$387,599	\$708,997	\$485,626	\$655,785
65	23	\$0.00	\$49,357	\$521,308	\$234,943	\$349,631	\$760,459	\$474,094	\$641,395
66	24	\$0.00	\$49,357	\$551,548	\$199,040	\$309,349	\$814,924	\$462,416	\$625,401
67	25	\$0.00	\$49,357	\$583,502	\$161,544	\$272,409	\$872,531	\$450,573	\$616,354
		\$210,000.00	\$345,499						

This illustration is not an offer, contract, or promise of future policy performance. Actual policy values may be more or less favorable than the nonguaranteed values shown. Coverage is subject to the terms and conditions of the policy. The assumptions on which this illustration is based are subject to change on an annual basis.

Agent Information: Backnine Life Agent

Issued in: CO Date: 03/23/2023

Page 16 of 59

T: \$5,828.00

UA: \$500,000.00

Illustration ID: A00900385



Basic Ledger, nonguaranteed scenario *continued*

Age	End of policy year	Premium outlay	Net distributions	Alternate scenario			Current scenario		
				Accumulation value	Cash value	Death benefit	Accumulation value	Cash value	Death benefit
68	26	\$0.00	\$49,357	\$617,266	\$122,385	\$233,493	\$933,466	\$438,585	\$606,608
69	27	\$0.00	\$49,357	\$652,946	\$81,495	\$192,496	\$997,930	\$426,480	\$596,128
70	28	\$0.00	\$49,357	\$690,649	\$38,802	\$149,306	\$1,066,140	\$414,292	\$584,874
71	29	\$0.00	\$49,357				\$1,138,335	\$402,070	\$572,820
72	30	\$0.00	\$49,357				\$1,214,885	\$389,982	\$547,917
		\$210,000.00	\$592,284						
73	31	\$0.00	\$49,357				\$1,296,116	\$378,143	\$520,716
74	32	\$0.00	\$49,357				\$1,382,382	\$366,685	\$491,100
75	33	\$0.00	\$49,357				\$1,474,074	\$355,768	\$458,953
76	34	\$0.00	\$49,357				\$1,571,633	\$345,587	\$424,168
77	35	\$0.00	\$49,357				\$1,675,041	\$335,868	\$419,620
		\$210,000.00	\$839,069						
78	36	\$0.00	\$49,357				\$1,784,652	\$326,695	\$415,928
79	37	\$0.00	\$49,357				\$1,900,835	\$318,155	\$413,197
80	38	\$0.00	\$49,357				\$2,023,981	\$310,343	\$411,542
81	39	\$0.00	\$49,357				\$2,154,456	\$303,311	\$411,034
82	40	\$0.00	\$49,357				\$2,292,535	\$297,008	\$411,635
		\$210,000.00	\$1,085,854						
83	41	\$0.00	\$49,357				\$2,438,574	\$291,446	\$413,374
84	42	\$0.00	\$49,357				\$2,592,918	\$286,609	\$416,255
85	43	\$0.00	\$49,357				\$2,755,877	\$282,428	\$420,221
86	44	\$0.00	\$49,357				\$2,927,728	\$278,781	\$425,167
87	45	\$0.00	\$49,357				\$3,108,839	\$275,619	\$431,061
		\$210,000.00	\$1,332,639						
88	46	\$0.00	\$49,357				\$3,299,431	\$272,726	\$437,698
89	47	\$0.00	\$49,357				\$3,499,535	\$269,669	\$444,646
90	48	\$0.00	\$49,357				\$3,709,141	\$265,957	\$451,414
91	49	\$0.00	\$49,357				\$3,928,089	\$260,922	\$457,327
92	50	\$0.00	\$49,357				\$4,161,050	\$258,699	\$425,141
		\$210,000.00	\$1,579,424						

This illustration is not an offer, contract, or promise of future policy performance. Actual policy values may be more or less favorable than the nonguaranteed values shown. Coverage is subject to the terms and conditions of the policy. The assumptions on which this illustration is based are subject to change on an annual basis.

Agent Information: Backnine Life Agent

Issued in: CO Date: 03/23/2023

Page 17 of 59

T: \$5,828.00

UA: \$500,000.00

Illustration ID: A00900385



Basic Ledger, nonguaranteed scenario *continued*

Age	End of policy year	Premium outlay	Net distributions	Alternate scenario			Current scenario		
				Accumulation value	Cash value	Death benefit	Accumulation value	Cash value	Death benefit
93	51	\$0.00	\$49,357				\$4,410,296	\$261,003	\$393,312
94	52	\$0.00	\$49,357				\$4,678,886	\$270,304	\$363,882
95	53	\$0.00	\$49,357				\$4,970,729	\$289,892	\$339,600
96	54	\$0.00	\$49,357				\$5,290,450	\$323,747	\$323,747
97	55	\$0.00	\$49,357				\$5,631,049	\$364,186	\$364,186
		\$210,000.00	\$1,826,209						
98	56	\$0.00	\$49,357				\$5,993,960	\$411,929	\$411,929
99	57	\$0.00	\$49,357				\$6,380,722	\$467,764	\$467,764
100	58	\$0.00	\$49,357				\$6,792,985	\$532,555	\$532,555
101	59	\$0.00	\$49,357				\$7,232,519	\$607,242	\$607,242
102	60	\$0.00	\$49,357				\$7,701,219	\$692,854	\$692,854
		\$210,000.00	\$2,072,994						
103	61	\$0.00	\$49,357				\$8,201,121	\$790,513	\$790,513
104	62	\$0.00	\$49,357				\$8,734,407	\$901,444	\$901,444
105	63	\$0.00	\$49,357				\$9,303,419	\$1,026,982	\$1,026,982
106	64	\$0.00	\$49,357				\$9,910,668	\$1,168,584	\$1,168,584
107	65	\$0.00	\$49,357				\$10,558,850	\$1,327,838	\$1,327,838
		\$210,000.00	\$2,319,779						
108	66	\$0.00	\$49,357				\$11,250,861	\$1,506,473	\$1,506,473
109	67	\$0.00	\$49,357				\$11,989,805	\$1,706,373	\$1,706,373
110	68	\$0.00	\$49,357				\$12,779,018	\$1,929,589	\$1,929,589
111	69	\$0.00	\$49,357				\$13,622,081	\$2,178,356	\$2,178,356
112	70	\$0.00	\$49,357				\$14,522,839	\$2,455,103	\$2,455,103
		\$210,000.00	\$2,566,564						
113	71	\$0.00	\$49,357				\$15,485,422	\$2,762,475	\$2,762,475
114	72	\$0.00	\$49,357				\$16,514,268	\$3,103,348	\$3,103,348
115	73	\$0.00	\$49,357				\$17,614,141	\$3,480,850	\$3,480,850
116	74	\$0.00	\$49,357				\$18,790,163	\$3,898,383	\$3,898,383
117	75	\$0.00	\$49,357				\$20,047,836	\$4,359,642	\$4,359,642
		\$210,000.00	\$2,813,349						
118	76	\$0.00	\$49,357				\$21,393,074	\$4,868,646	\$4,868,646
119	77	\$0.00	\$49,357				\$22,832,233	\$5,429,758	\$5,429,758
120	78	\$0.00	\$49,357				\$24,372,145	\$6,047,722	\$6,047,722
		\$210,000.00	\$2,961,420						

This illustration is not an offer, contract, or promise of future policy performance. Actual policy values may be more or less favorable than the nonguaranteed values shown. Coverage is subject to the terms and conditions of the policy. The assumptions on which this illustration is based are subject to change on an annual basis.

Agent Information: Backnine Life Agent

Issued in: CO Date: 03/23/2023

Page 18 of 59

T: \$5,828.00

UA: \$500,000.00

Illustration ID: A00900385



Assumptions used in this illustration

Your Guaranteed scenario illustrated crediting rates are shown below:

Guaranteed scenario assumptions	
Interest rates	Policy years
0.10%	All policy years
Policy charges	Policy years
Maximum guaranteed	All policy years

Your Nonguaranteed scenario illustrated crediting rates are shown below:

Nonguaranteed scenario assumptions		
Alternate Scenario Indexed interest rate	Current Scenario Indexed interest rate ¹	Policy years
5.00%	7.08%	All policy years
Policy charges	Policy charges	Policy years
Current	Current	All policy years

¹ If indexed loans are present in this illustration, the loaned portion will receive an indexed interest credit equal to the lesser of the illustrated rate or the loan charge (currently 5%) plus 0.50%.

Your Midpoint scenario illustrated crediting rates are shown below:

Midpoint scenario assumptions	
Indexed interest rates	Policy years
3.54% (nonguaranteed)	All policy years
Policy charges	Policy years
Average of current (nonguaranteed) and guaranteed	All policy years

This illustration is not an offer, contract, or promise of future policy performance. Actual policy values may be more or less favorable than the nonguaranteed values shown. Coverage is subject to the terms and conditions of the policy. The assumptions on which this illustration is based are subject to change on an annual basis.

Agent Information: Backnine Life Agent

Issued in: CO Date: 03/23/2023

Page 19 of 59

T: \$5,828.00

UA: \$500,000.00

Illustration ID: A00900385



Policy loan ledger

		Current scenario						
Age	End of policy year	Partial surrender	Fixed loan	Indexed loan	Loan charges	Loan credits	Outstanding loan balance	Cash value
43	1	\$0	\$0	\$0	\$0	\$0	\$0	\$16,772
44	2	\$0	\$0	\$0	\$0	\$0	\$0	\$45,923
45	3	\$0	\$0	\$0	\$0	\$0	\$0	\$77,339
46	4	\$0	\$0	\$0	\$0	\$0	\$0	\$111,202
47	5	\$0	\$0	\$0	\$0	\$0	\$0	\$147,710
		\$0	\$0	\$0	\$0	\$0		
48	6	\$0	\$0	\$0	\$0	\$0	\$0	\$187,102
49	7	\$0	\$0	\$0	\$0	\$0	\$0	\$229,608
50	8	\$0	\$0	\$0	\$0	\$0	\$0	\$248,355
51	9	\$0	\$0	\$0	\$0	\$0	\$0	\$268,492
52	10	\$0	\$0	\$0	\$0	\$0	\$0	\$290,134
		\$0	\$0	\$0	\$0	\$0		
53	11	\$0	\$0	\$0	\$0	\$0	\$0	\$313,396
54	12	\$0	\$0	\$0	\$0	\$0	\$0	\$338,389
55	13	\$0	\$0	\$0	\$0	\$0	\$0	\$365,255
56	14	\$0	\$0	\$0	\$0	\$0	\$0	\$392,715
57	15	\$0	\$0	\$0	\$0	\$0	\$0	\$422,352
		\$0	\$0	\$0	\$0	\$0		
58	16	\$0	\$0	\$0	\$0	\$0	\$0	\$455,585
59	17	\$0	\$0	\$0	\$0	\$0	\$0	\$491,445
60	18	\$0	\$0	\$0	\$0	\$0	\$0	\$530,155
61	19	\$0	\$0	\$49,357	\$2,468	\$2,850	\$51,825	\$519,313
62	20	\$0	\$0	\$49,357	\$5,059	\$5,843	\$106,241	\$508,263
		\$0	\$0	\$98,714	\$7,527	\$8,694		
63	21	\$0	\$0	\$49,357	\$7,780	\$8,986	\$163,378	\$497,024
64	22	\$0	\$0	\$49,357	\$10,637	\$12,285	\$223,372	\$485,626
65	23	\$0	\$0	\$49,357	\$13,636	\$15,750	\$286,365	\$474,094
66	24	\$0	\$0	\$49,357	\$16,786	\$19,388	\$352,508	\$462,416
67	25	\$0	\$0	\$49,357	\$20,093	\$23,208	\$421,958	\$450,573
		\$0	\$0	\$345,499	\$76,459	\$88,311		

This illustration is not an offer, contract, or promise of future policy performance. Actual policy values may be more or less favorable than the nonguaranteed values shown. Coverage is subject to the terms and conditions of the policy. The assumptions on which this illustration is based are subject to change on an annual basis.

Agent Information: Backnine Life Agent

Issued in: CO Date: 03/23/2023

Page 20 of 59

T: \$5,828.00

UA: \$500,000.00

Illustration ID: A00900385



Policy loan ledger *continued*

		Current scenario						
Age	End of policy year	Partial surrender	Fixed loan	Indexed loan	Loan charges	Loan credits	Outstanding loan balance	Cash value
68	26	\$0	\$0	\$49,357	\$23,566	\$27,218	\$494,881	\$438,585
69	27	\$0	\$0	\$49,357	\$27,212	\$31,430	\$571,450	\$426,480
70	28	\$0	\$0	\$49,357	\$31,040	\$35,852	\$651,847	\$414,292
71	29	\$0	\$0	\$49,357	\$35,060	\$40,495	\$736,265	\$402,070
72	30	\$0	\$0	\$49,357	\$39,281	\$45,370	\$824,903	\$389,982
		\$0	\$0	\$592,284	\$232,619	\$268,675		
73	31	\$0	\$0	\$49,357	\$43,713	\$50,488	\$917,973	\$378,143
74	32	\$0	\$0	\$49,357	\$48,366	\$55,863	\$1,015,696	\$366,685
75	33	\$0	\$0	\$49,357	\$53,253	\$61,507	\$1,118,306	\$355,768
76	34	\$0	\$0	\$49,357	\$58,383	\$67,433	\$1,226,046	\$345,587
77	35	\$0	\$0	\$49,357	\$63,770	\$73,655	\$1,339,173	\$335,868
		\$0	\$0	\$839,069	\$500,104	\$577,620		
78	36	\$0	\$0	\$49,357	\$69,427	\$80,188	\$1,457,957	\$326,695
79	37	\$0	\$0	\$49,357	\$75,366	\$87,047	\$1,582,679	\$318,155
80	38	\$0	\$0	\$49,357	\$81,602	\$94,250	\$1,713,638	\$310,343
81	39	\$0	\$0	\$49,357	\$88,150	\$101,813	\$1,851,145	\$303,311
82	40	\$0	\$0	\$49,357	\$95,025	\$109,754	\$1,995,527	\$297,008
		\$0	\$0	\$1,085,854	\$909,673	\$1,050,672		
83	41	\$0	\$0	\$49,357	\$102,244	\$118,092	\$2,147,128	\$291,446
84	42	\$0	\$0	\$49,357	\$109,824	\$126,847	\$2,306,309	\$286,609
85	43	\$0	\$0	\$49,357	\$117,783	\$136,040	\$2,473,450	\$282,428
86	44	\$0	\$0	\$49,357	\$126,140	\$145,692	\$2,648,947	\$278,781
87	45	\$0	\$0	\$49,357	\$134,915	\$155,827	\$2,833,219	\$275,619
		\$0	\$0	\$1,332,639	\$1,500,580	\$1,733,170		
88	46	\$0	\$0	\$49,357	\$144,129	\$166,469	\$3,026,705	\$272,726
89	47	\$0	\$0	\$49,357	\$153,803	\$177,643	\$3,229,865	\$269,669
90	48	\$0	\$0	\$49,357	\$163,961	\$189,375	\$3,443,183	\$265,957
91	49	\$0	\$0	\$49,357	\$174,627	\$201,694	\$3,667,167	\$260,922
92	50	\$0	\$0	\$49,357	\$185,826	\$214,629	\$3,902,351	\$258,699
		\$0	\$0	\$1,579,424	\$2,322,927	\$2,682,980		

This illustration is not an offer, contract, or promise of future policy performance. Actual policy values may be more or less favorable than the nonguaranteed values shown. Coverage is subject to the terms and conditions of the policy. The assumptions on which this illustration is based are subject to change on an annual basis.

Agent Information: Backnine Life Agent

Issued in: CO Date: 03/23/2023

Page 21 of 59

T: \$5,828.00

UA: \$500,000.00

Illustration ID: A00900385



Policy loan ledger *continued*

		Current scenario						
Age	End of policy year	Partial surrender	Fixed loan	Indexed loan	Loan charges	Loan credits	Outstanding loan balance	Cash value
93	51	\$0	\$0	\$49,357	\$197,585	\$228,211	\$4,149,293	\$261,003
94	52	\$0	\$0	\$49,357	\$209,932	\$242,472	\$4,408,582	\$270,304
95	53	\$0	\$0	\$49,357	\$222,897	\$257,446	\$4,680,836	\$289,892
96	54	\$0	\$0	\$49,357	\$236,510	\$273,169	\$4,966,703	\$323,747
97	55	\$0	\$0	\$49,357	\$250,803	\$289,677	\$5,266,863	\$364,186
		\$0	\$0	\$1,826,209	\$3,440,654	\$3,973,955		
98	56	\$0	\$0	\$49,357	\$265,811	\$307,012	\$5,582,031	\$411,929
99	57	\$0	\$0	\$49,357	\$281,569	\$325,213	\$5,912,957	\$467,764
100	58	\$0	\$0	\$49,357	\$298,116	\$344,324	\$6,260,430	\$532,555
101	59	\$0	\$0	\$49,357	\$315,489	\$364,390	\$6,625,277	\$607,242
102	60	\$0	\$0	\$49,357	\$333,732	\$385,460	\$7,008,365	\$692,854
		\$0	\$0	\$2,072,994	\$4,935,371	\$5,700,354		
103	61	\$0	\$0	\$49,357	\$352,886	\$407,583	\$7,410,608	\$790,513
104	62	\$0	\$0	\$49,357	\$372,998	\$430,813	\$7,832,964	\$901,444
105	63	\$0	\$0	\$49,357	\$394,116	\$455,204	\$8,276,437	\$1,026,982
106	64	\$0	\$0	\$49,357	\$416,290	\$480,815	\$8,742,083	\$1,168,584
107	65	\$0	\$0	\$49,357	\$439,572	\$507,706	\$9,231,012	\$1,327,838
		\$0	\$0	\$2,319,779	\$6,911,233	\$7,982,474		
108	66	\$0	\$0	\$49,357	\$464,018	\$535,941	\$9,744,388	\$1,506,473
109	67	\$0	\$0	\$49,357	\$489,687	\$565,589	\$10,283,432	\$1,706,373
110	68	\$0	\$0	\$49,357	\$516,639	\$596,719	\$10,849,428	\$1,929,589
111	69	\$0	\$0	\$49,357	\$544,939	\$629,405	\$11,443,725	\$2,178,356
112	70	\$0	\$0	\$49,357	\$574,654	\$663,725	\$12,067,736	\$2,455,103
		\$0	\$0	\$2,566,564	\$9,501,172	\$10,973,853		
113	71	\$0	\$0	\$49,357	\$605,855	\$699,762	\$12,722,947	\$2,762,475
114	72	\$0	\$0	\$49,357	\$638,615	\$737,601	\$13,410,920	\$3,103,348
115	73	\$0	\$0	\$49,357	\$673,014	\$777,331	\$14,133,291	\$3,480,850
116	74	\$0	\$0	\$49,357	\$709,132	\$819,048	\$14,891,780	\$3,898,383
117	75	\$0	\$0	\$49,357	\$747,057	\$862,851	\$15,688,194	\$4,359,642
		\$0	\$0	\$2,813,349	\$12,874,845	\$14,870,446		
118	76	\$0	\$0	\$49,357	\$786,878	\$908,844	\$16,524,428	\$4,868,646
119	77	\$0	\$0	\$49,357	\$828,689	\$957,136	\$17,402,475	\$5,429,758
120	78	\$0	\$0	\$49,357	\$872,592	\$1,007,843	\$18,324,423	\$6,047,722
		\$0	\$0	\$2,961,420	\$15,363,003	\$17,744,269		

This illustration is not an offer, contract, or promise of future policy performance. Actual policy values may be more or less favorable than the nonguaranteed values shown. Coverage is subject to the terms and conditions of the policy. The assumptions on which this illustration is based are subject to change on an annual basis.

Agent Information: Backnine Life Agent

Issued in: CO Date: 03/23/2023

Page 22 of 59

T: \$5,828.00

UA: \$500,000.00

Illustration ID: A00900385



Policy credits and charges

				Current scenario					
Age	End of policy year	Premium outlay	Net distributions	Interest/loan credits	Policy charges	Loan charges	Accumulation value	Cash value	Death benefit
43	1	\$30,000.00	\$0	\$1,114	\$4,309	\$0	\$26,805	\$16,772	\$526,805
44	2	\$30,000.00	\$0	\$3,260	\$4,342	\$0	\$55,723	\$45,923	\$555,723
45	3	\$30,000.00	\$0	\$5,575	\$4,392	\$0	\$86,906	\$77,339	\$586,906
46	4	\$30,000.00	\$0	\$8,072	\$4,441	\$0	\$120,537	\$111,202	\$620,537
47	5	\$30,000.00	\$0	\$10,765	\$4,486	\$0	\$156,815	\$147,710	\$656,815
		\$150,000.00	\$0						
48	6	\$30,000.00	\$0	\$13,670	\$4,511	\$0	\$195,974	\$187,102	\$695,974
49	7	\$30,000.00	\$0	\$16,807	\$4,534	\$0	\$238,248	\$229,608	\$738,248
50	8	\$0.00	\$0	\$19,017	\$1,710	\$0	\$255,555	\$248,355	\$500,000
51	9	\$0.00	\$0	\$20,404	\$1,706	\$0	\$274,252	\$268,492	\$507,366
52	10	\$0.00	\$0	\$21,902	\$1,700	\$0	\$294,454	\$290,134	\$524,128
		\$210,000.00	\$0						
53	11	\$0.00	\$0	\$23,521	\$1,699	\$0	\$316,276	\$313,396	\$540,832
54	12	\$0.00	\$0	\$25,269	\$1,716	\$0	\$339,829	\$338,389	\$557,319
55	13	\$0.00	\$0	\$27,156	\$1,729	\$0	\$365,255	\$365,255	\$573,450
56	14	\$0.00	\$0	\$29,193	\$1,732	\$0	\$392,715	\$392,715	\$589,073
57	15	\$0.00	\$0	\$31,392	\$1,755	\$0	\$422,352	\$422,352	\$616,635
		\$210,000.00	\$0						
58	16	\$0.00	\$0	\$33,818	\$585	\$0	\$455,585	\$455,585	\$646,930
59	17	\$0.00	\$0	\$36,479	\$619	\$0	\$491,445	\$491,445	\$678,194
60	18	\$0.00	\$0	\$39,352	\$641	\$0	\$530,155	\$530,155	\$710,408
61	19	\$0.00	\$49,357	\$41,634	\$651	\$2,468	\$571,138	\$519,313	\$690,655
62	20	\$0.00	\$49,357	\$44,057	\$691	\$5,059	\$614,504	\$508,263	\$680,324
		\$210,000.00	\$98,714						
63	21	\$0.00	\$49,357	\$46,627	\$729	\$7,780	\$660,402	\$497,024	\$668,729
64	22	\$0.00	\$49,357	\$49,356	\$760	\$10,637	\$708,997	\$485,626	\$655,785
65	23	\$0.00	\$49,357	\$52,253	\$791	\$13,636	\$760,459	\$474,094	\$641,395
66	24	\$0.00	\$49,357	\$55,329	\$864	\$16,786	\$814,924	\$462,416	\$625,401
67	25	\$0.00	\$49,357	\$58,590	\$983	\$20,093	\$872,531	\$450,573	\$616,354
		\$210,000.00	\$345,499						

This illustration is not an offer, contract, or promise of future policy performance. Actual policy values may be more or less favorable than the nonguaranteed values shown. Coverage is subject to the terms and conditions of the policy. The assumptions on which this illustration is based are subject to change on an annual basis.

Agent Information: Backnine Life Agent

Issued in: CO Date: 03/23/2023

Page 23 of 59

T: \$5,828.00

UA: \$500,000.00

Illustration ID: A00900385



Policy credits and charges *continued*

				Current scenario					
Age	End of policy year	Premium outlay	Net distributions	Interest/loan credits	Policy charges	Loan charges	Accumulation value	Cash value	Death benefit
68	26	\$0.00	\$49,357	\$62,049	\$1,114	\$23,566	\$933,466	\$438,585	\$606,608
69	27	\$0.00	\$49,357	\$65,716	\$1,251	\$27,212	\$997,930	\$426,480	\$596,128
70	28	\$0.00	\$49,357	\$69,605	\$1,395	\$31,040	\$1,066,140	\$414,292	\$584,874
71	29	\$0.00	\$49,357	\$73,730	\$1,535	\$35,060	\$1,138,335	\$402,070	\$572,820
72	30	\$0.00	\$49,357	\$78,114	\$1,564	\$39,281	\$1,214,885	\$389,982	\$547,917
		\$210,000.00	\$592,284						
73	31	\$0.00	\$49,357	\$82,778	\$1,546	\$43,713	\$1,296,116	\$378,143	\$520,716
74	32	\$0.00	\$49,357	\$87,746	\$1,480	\$48,366	\$1,382,382	\$366,685	\$491,100
75	33	\$0.00	\$49,357	\$93,043	\$1,351	\$53,253	\$1,474,074	\$355,768	\$458,953
76	34	\$0.00	\$49,357	\$98,697	\$1,138	\$58,383	\$1,571,633	\$345,587	\$424,168
77	35	\$0.00	\$49,357	\$104,719	\$1,311	\$63,770	\$1,675,041	\$335,868	\$419,620
		\$210,000.00	\$839,069						
78	36	\$0.00	\$49,357	\$111,120	\$1,509	\$69,427	\$1,784,652	\$326,695	\$415,928
79	37	\$0.00	\$49,357	\$117,922	\$1,740	\$75,366	\$1,900,835	\$318,155	\$413,197
80	38	\$0.00	\$49,357	\$125,152	\$2,005	\$81,602	\$2,023,981	\$310,343	\$411,542
81	39	\$0.00	\$49,357	\$132,831	\$2,357	\$88,150	\$2,154,456	\$303,311	\$411,034
82	40	\$0.00	\$49,357	\$140,982	\$2,902	\$95,025	\$2,292,535	\$297,008	\$411,635
		\$210,000.00	\$1,085,854						
83	41	\$0.00	\$49,357	\$149,621	\$3,583	\$102,244	\$2,438,574	\$291,446	\$413,374
84	42	\$0.00	\$49,357	\$158,772	\$4,427	\$109,824	\$2,592,918	\$286,609	\$416,255
85	43	\$0.00	\$49,357	\$168,452	\$5,493	\$117,783	\$2,755,877	\$282,428	\$420,221
86	44	\$0.00	\$49,357	\$178,679	\$6,829	\$126,140	\$2,927,728	\$278,781	\$425,167
87	45	\$0.00	\$49,357	\$189,472	\$8,361	\$134,915	\$3,108,839	\$275,619	\$431,061
		\$210,000.00	\$1,332,639						
88	46	\$0.00	\$49,357	\$200,845	\$10,253	\$144,129	\$3,299,431	\$272,726	\$437,698
89	47	\$0.00	\$49,357	\$212,802	\$12,698	\$153,803	\$3,499,535	\$269,669	\$444,646
90	48	\$0.00	\$49,357	\$225,334	\$15,728	\$163,961	\$3,709,141	\$265,957	\$451,414
91	49	\$0.00	\$49,357	\$238,428	\$19,480	\$174,627	\$3,928,089	\$260,922	\$457,327
92	50	\$0.00	\$49,357	\$252,264	\$19,304	\$185,826	\$4,161,050	\$258,699	\$425,141
		\$210,000.00	\$1,579,424						

This illustration is not an offer, contract, or promise of future policy performance. Actual policy values may be more or less favorable than the nonguaranteed values shown. Coverage is subject to the terms and conditions of the policy. The assumptions on which this illustration is based are subject to change on an annual basis.

Agent Information: Backnine Life Agent

Issued in: CO Date: 03/23/2023

Page 24 of 59

T: \$5,828.00

UA: \$500,000.00

Illustration ID: A00900385



Policy credits and charges *continued*

				Current scenario					
Age	End of policy year	Premium outlay	Net distributions	Interest/loan credits	Policy charges	Loan charges	Accumulation value	Cash value	Death benefit
93	51	\$0.00	\$49,357	\$267,093	\$17,847	\$197,585	\$4,410,296	\$261,003	\$393,312
94	52	\$0.00	\$49,357	\$283,112	\$14,522	\$209,932	\$4,678,886	\$270,304	\$363,882
95	53	\$0.00	\$49,357	\$300,599	\$8,756	\$222,897	\$4,970,729	\$289,892	\$339,600
96	54	\$0.00	\$49,357	\$319,826	\$104	\$236,510	\$5,290,450	\$323,747	\$323,747
97	55	\$0.00	\$49,357	\$340,703	\$104	\$250,803	\$5,631,049	\$364,186	\$364,186
		\$210,000.00	\$1,826,209						
98	56	\$0.00	\$49,357	\$363,015	\$104	\$265,811	\$5,993,960	\$411,929	\$411,929
99	57	\$0.00	\$49,357	\$386,867	\$104	\$281,569	\$6,380,722	\$467,764	\$467,764
100	58	\$0.00	\$49,357	\$412,368	\$104	\$298,116	\$6,792,985	\$532,555	\$532,555
101	59	\$0.00	\$49,357	\$439,638	\$104	\$315,489	\$7,232,519	\$607,242	\$607,242
102	60	\$0.00	\$49,357	\$468,805	\$104	\$333,732	\$7,701,219	\$692,854	\$692,854
		\$210,000.00	\$2,072,994						
103	61	\$0.00	\$49,357	\$500,007	\$104	\$352,886	\$8,201,121	\$790,513	\$790,513
104	62	\$0.00	\$49,357	\$533,390	\$104	\$372,998	\$8,734,407	\$901,444	\$901,444
105	63	\$0.00	\$49,357	\$569,116	\$104	\$394,116	\$9,303,419	\$1,026,982	\$1,026,982
106	64	\$0.00	\$49,357	\$607,353	\$104	\$416,290	\$9,910,668	\$1,168,584	\$1,168,584
107	65	\$0.00	\$49,357	\$648,287	\$104	\$439,572	\$10,558,850	\$1,327,838	\$1,327,838
		\$210,000.00	\$2,319,779						
108	66	\$0.00	\$49,357	\$692,115	\$104	\$464,018	\$11,250,861	\$1,506,473	\$1,506,473
109	67	\$0.00	\$49,357	\$739,049	\$104	\$489,687	\$11,989,805	\$1,706,373	\$1,706,373
110	68	\$0.00	\$49,357	\$789,318	\$104	\$516,639	\$12,779,018	\$1,929,589	\$1,929,589
111	69	\$0.00	\$49,357	\$843,167	\$104	\$544,939	\$13,622,081	\$2,178,356	\$2,178,356
112	70	\$0.00	\$49,357	\$900,863	\$104	\$574,654	\$14,522,839	\$2,455,103	\$2,455,103
		\$210,000.00	\$2,566,564						
113	71	\$0.00	\$49,357	\$962,688	\$104	\$605,855	\$15,485,422	\$2,762,475	\$2,762,475
114	72	\$0.00	\$49,357	\$1,028,950	\$104	\$638,615	\$16,514,268	\$3,103,348	\$3,103,348
115	73	\$0.00	\$49,357	\$1,099,978	\$104	\$673,014	\$17,614,141	\$3,480,850	\$3,480,850
116	74	\$0.00	\$49,357	\$1,176,126	\$104	\$709,132	\$18,790,163	\$3,898,383	\$3,898,383
117	75	\$0.00	\$49,357	\$1,257,778	\$104	\$747,057	\$20,047,836	\$4,359,642	\$4,359,642
		\$210,000.00	\$2,813,349						
118	76	\$0.00	\$49,357	\$1,345,343	\$104	\$786,878	\$21,393,074	\$4,868,646	\$4,868,646
119	77	\$0.00	\$49,357	\$1,439,263	\$104	\$828,689	\$22,832,233	\$5,429,758	\$5,429,758
120	78	\$0.00	\$49,357	\$1,540,016	\$104	\$872,592	\$24,372,145	\$6,047,722	\$6,047,722
		\$210,000.00	\$2,961,420						

This illustration is not an offer, contract, or promise of future policy performance. Actual policy values may be more or less favorable than the nonguaranteed values shown. Coverage is subject to the terms and conditions of the policy. The assumptions on which this illustration is based are subject to change on an annual basis.

Agent Information: Backnine Life Agent

Issued in: CO Date: 03/23/2023

Page 25 of 59

T: \$5,828.00

UA: \$500,000.00

Illustration ID: A00900385



Policy charges ledger

Current scenario									
Age	End of policy year	Premium outlay	Premium charge	Policy fee	Per unit charge	Cost of insurance	Rider charges	Asset charges	Total policy charges
43	1	\$30,000.00	\$2,400	\$90	\$1,209	\$465	\$145	\$0	\$4,309
44	2	\$30,000.00	\$2,400	\$90	\$1,209	\$465	\$178	\$0	\$4,342
45	3	\$30,000.00	\$2,400	\$90	\$1,209	\$465	\$228	\$0	\$4,392
46	4	\$30,000.00	\$2,400	\$90	\$1,209	\$465	\$277	\$0	\$4,441
47	5	\$30,000.00	\$2,400	\$90	\$1,209	\$465	\$323	\$0	\$4,486
		\$150,000.00	\$12,000	\$450	\$6,043	\$2,326	\$1,151	\$0	\$21,969
48	6	\$30,000.00	\$2,400	\$90	\$1,209	\$465	\$348	\$0	\$4,511
49	7	\$30,000.00	\$2,400	\$90	\$1,209	\$465	\$370	\$0	\$4,534
50	8	\$0.00	\$0	\$90	\$1,209	\$21	\$390	\$0	\$1,710
51	9	\$0.00	\$0	\$90	\$1,209	\$0	\$408	\$0	\$1,706
52	10	\$0.00	\$0	\$90	\$1,209	\$0	\$402	\$0	\$1,700
		\$210,000.00	\$16,800	\$900	\$12,086	\$3,277	\$3,068	\$0	\$36,131
53	11	\$0.00	\$0	\$90	\$1,209	\$0	\$401	\$0	\$1,699
54	12	\$0.00	\$0	\$90	\$1,209	\$0	\$417	\$0	\$1,716
55	13	\$0.00	\$0	\$90	\$1,209	\$0	\$431	\$0	\$1,729
56	14	\$0.00	\$0	\$90	\$1,209	\$0	\$434	\$0	\$1,732
57	15	\$0.00	\$0	\$90	\$1,209	\$0	\$457	\$0	\$1,755
		\$210,000.00	\$16,800	\$1,350	\$18,128	\$3,277	\$5,207	\$0	\$44,763
58	16	\$0.00	\$0	\$90	\$0	\$0	\$495	\$0	\$585
59	17	\$0.00	\$0	\$90	\$0	\$0	\$529	\$0	\$619
60	18	\$0.00	\$0	\$90	\$0	\$0	\$551	\$0	\$641
61	19	\$0.00	\$0	\$90	\$0	\$0	\$561	\$0	\$651
62	20	\$0.00	\$0	\$90	\$0	\$0	\$601	\$0	\$691
		\$210,000.00	\$16,800	\$1,800	\$18,128	\$3,277	\$7,946	\$0	\$47,951
63	21	\$0.00	\$0	\$90	\$0	\$0	\$639	\$0	\$729
64	22	\$0.00	\$0	\$90	\$0	\$0	\$670	\$0	\$760
65	23	\$0.00	\$0	\$90	\$0	\$0	\$701	\$0	\$791
66	24	\$0.00	\$0	\$90	\$0	\$0	\$774	\$0	\$864
67	25	\$0.00	\$0	\$90	\$0	\$0	\$893	\$0	\$983
		\$210,000.00	\$16,800	\$2,250	\$18,128	\$3,277	\$11,623	\$0	\$52,079

This illustration is not an offer, contract, or promise of future policy performance. Actual policy values may be more or less favorable than the nonguaranteed values shown. Coverage is subject to the terms and conditions of the policy. The assumptions on which this illustration is based are subject to change on an annual basis.

Agent Information: Backnine Life Agent

Issued in: CO Date: 03/23/2023

Page 26 of 59

T: \$5,828.00

UA: \$500,000.00

Illustration ID: A00900385



Policy charges ledger *continued*

Current scenario									
Age	End of policy year	Premium outlay	Premium charge	Policy fee	Per unit charge	Cost of insurance	Rider charges	Asset charges	Total policy charges
68	26	\$0.00	\$0	\$90	\$0	\$0	\$1,024	\$0	\$1,114
69	27	\$0.00	\$0	\$90	\$0	\$0	\$1,161	\$0	\$1,251
70	28	\$0.00	\$0	\$90	\$0	\$0	\$1,305	\$0	\$1,395
71	29	\$0.00	\$0	\$90	\$0	\$0	\$1,445	\$0	\$1,535
72	30	\$0.00	\$0	\$90	\$0	\$0	\$1,474	\$0	\$1,564
		\$210,000.00	\$16,800	\$2,700	\$18,128	\$3,277	\$18,032	\$0	\$58,938
73	31	\$0.00	\$0	\$90	\$0	\$0	\$1,456	\$0	\$1,546
74	32	\$0.00	\$0	\$90	\$0	\$0	\$1,390	\$0	\$1,480
75	33	\$0.00	\$0	\$90	\$0	\$0	\$1,261	\$0	\$1,351
76	34	\$0.00	\$0	\$90	\$0	\$0	\$1,048	\$0	\$1,138
77	35	\$0.00	\$0	\$90	\$0	\$0	\$1,221	\$0	\$1,311
		\$210,000.00	\$16,800	\$3,150	\$18,128	\$3,277	\$24,408	\$0	\$65,764
78	36	\$0.00	\$0	\$90	\$0	\$0	\$1,419	\$0	\$1,509
79	37	\$0.00	\$0	\$90	\$0	\$0	\$1,650	\$0	\$1,740
80	38	\$0.00	\$0	\$90	\$0	\$0	\$1,915	\$0	\$2,005
81	39	\$0.00	\$0	\$90	\$0	\$0	\$2,267	\$0	\$2,357
82	40	\$0.00	\$0	\$90	\$0	\$0	\$2,812	\$0	\$2,902
		\$210,000.00	\$16,800	\$3,600	\$18,128	\$3,277	\$34,471	\$0	\$76,276
83	41	\$0.00	\$0	\$90	\$0	\$0	\$3,493	\$0	\$3,583
84	42	\$0.00	\$0	\$90	\$0	\$0	\$4,337	\$0	\$4,427
85	43	\$0.00	\$0	\$90	\$0	\$0	\$5,403	\$0	\$5,493
86	44	\$0.00	\$0	\$90	\$0	\$0	\$6,739	\$0	\$6,829
87	45	\$0.00	\$0	\$90	\$0	\$0	\$8,271	\$0	\$8,361
		\$210,000.00	\$16,800	\$4,050	\$18,128	\$3,277	\$62,714	\$0	\$104,969
88	46	\$0.00	\$0	\$90	\$0	\$0	\$10,163	\$0	\$10,253
89	47	\$0.00	\$0	\$90	\$0	\$0	\$12,608	\$0	\$12,698
90	48	\$0.00	\$0	\$90	\$0	\$0	\$15,638	\$0	\$15,728
91	49	\$0.00	\$0	\$90	\$0	\$0	\$19,390	\$0	\$19,480
92	50	\$0.00	\$0	\$90	\$0	\$0	\$19,214	\$0	\$19,304
		\$210,000.00	\$16,800	\$4,500	\$18,128	\$3,277	\$139,726	\$0	\$182,432

This illustration is not an offer, contract, or promise of future policy performance. Actual policy values may be more or less favorable than the nonguaranteed values shown. Coverage is subject to the terms and conditions of the policy. The assumptions on which this illustration is based are subject to change on an annual basis.

Agent Information: Backnine Life Agent

Issued in: CO Date: 03/23/2023

Page 27 of 59

T: \$5,828.00

UA: \$500,000.00

Illustration ID: A00900385



Policy charges ledger *continued*

Current scenario									
Age	End of policy year	Premium outlay	Premium charge	Policy fee	Per unit charge	Cost of insurance	Rider charges	Asset charges	Total policy charges
93	51	\$0.00	\$0	\$90	\$0	\$0	\$17,757	\$0	\$17,847
94	52	\$0.00	\$0	\$90	\$0	\$0	\$14,432	\$0	\$14,522
95	53	\$0.00	\$0	\$90	\$0	\$0	\$8,666	\$0	\$8,756
96	54	\$0.00	\$0	\$90	\$0	\$0	\$14	\$0	\$104
97	55	\$0.00	\$0	\$90	\$0	\$0	\$14	\$0	\$104
		\$210,000.00	\$16,800	\$4,950	\$18,128	\$3,277	\$180,610	\$0	\$223,766
98	56	\$0.00	\$0	\$90	\$0	\$0	\$14	\$0	\$104
99	57	\$0.00	\$0	\$90	\$0	\$0	\$14	\$0	\$104
100	58	\$0.00	\$0	\$90	\$0	\$0	\$14	\$0	\$104
101	59	\$0.00	\$0	\$90	\$0	\$0	\$14	\$0	\$104
102	60	\$0.00	\$0	\$90	\$0	\$0	\$14	\$0	\$104
		\$210,000.00	\$16,800	\$5,400	\$18,128	\$3,277	\$180,683	\$0	\$224,289
103	61	\$0.00	\$0	\$90	\$0	\$0	\$14	\$0	\$104
104	62	\$0.00	\$0	\$90	\$0	\$0	\$14	\$0	\$104
105	63	\$0.00	\$0	\$90	\$0	\$0	\$14	\$0	\$104
106	64	\$0.00	\$0	\$90	\$0	\$0	\$14	\$0	\$104
107	65	\$0.00	\$0	\$90	\$0	\$0	\$14	\$0	\$104
		\$210,000.00	\$16,800	\$5,850	\$18,128	\$3,277	\$180,755	\$0	\$224,811
108	66	\$0.00	\$0	\$90	\$0	\$0	\$14	\$0	\$104
109	67	\$0.00	\$0	\$90	\$0	\$0	\$14	\$0	\$104
110	68	\$0.00	\$0	\$90	\$0	\$0	\$14	\$0	\$104
111	69	\$0.00	\$0	\$90	\$0	\$0	\$14	\$0	\$104
112	70	\$0.00	\$0	\$90	\$0	\$0	\$14	\$0	\$104
		\$210,000.00	\$16,800	\$6,300	\$18,128	\$3,277	\$180,828	\$0	\$225,334
113	71	\$0.00	\$0	\$90	\$0	\$0	\$14	\$0	\$104
114	72	\$0.00	\$0	\$90	\$0	\$0	\$14	\$0	\$104
115	73	\$0.00	\$0	\$90	\$0	\$0	\$14	\$0	\$104
116	74	\$0.00	\$0	\$90	\$0	\$0	\$14	\$0	\$104
117	75	\$0.00	\$0	\$90	\$0	\$0	\$14	\$0	\$104
		\$210,000.00	\$16,800	\$6,750	\$18,128	\$3,277	\$180,900	\$0	\$225,856
118	76	\$0.00	\$0	\$90	\$0	\$0	\$14	\$0	\$104
119	77	\$0.00	\$0	\$90	\$0	\$0	\$14	\$0	\$104
120	78	\$0.00	\$0	\$90	\$0	\$0	\$14	\$0	\$104
		\$210,000.00	\$16,800	\$7,020	\$18,128	\$3,277	\$180,944	\$0	\$226,170

This illustration is not an offer, contract, or promise of future policy performance. Actual policy values may be more or less favorable than the nonguaranteed values shown. Coverage is subject to the terms and conditions of the policy. The assumptions on which this illustration is based are subject to change on an annual basis.

Agent Information: Backnine Life Agent

Issued in: CO Date: 03/23/2023

Page 28 of 59

T: \$5,828.00

UA: \$500,000.00

Illustration ID: A00900385



Understanding impact of different market environments, current scenario

Understanding how variations in your credited rates can affect your policy is important as it can impact how much cash value can be accessed from the policy, and how long the policy may remain in force.

Based off of the current scenario illustrated below, there are two additional market sensitive scenarios provided.

- Sequence of credited rates section
- Reduced interest rate section

A lapse year is also provided to gain additional understanding of the two market environments.

Current Scenario - Maximum Allowable Illustrated Rate	
	Current allocation scenario
Illustrated indexed/fixed/withdrawal income	\$49,357

Sequence of credited rates

This sequence of credited rates assumes the following:

- Annual credits for the first four years for the indexed allocation option, then repeating for the life of the policy 0%, 9.55%, 9.55% and 9.55%.
- The compound annual growth rate for any four-year period in this sequence is equal to 7.08%.
- Under the sequence of credited rates, the loan portion assumes the following annual credits for the first four years for the index allocation, then repeating for the life of the policy: 0%, 7.4%, 7.4% and 7.4%.
- The portion allocated to the fixed interest allocation uses the current fixed interest rate.

Sequence of credited rates	
	Current allocation scenario
Sequence lapse year	50
Sequence indexed/fixed/withdrawal income	\$48,566

Lower interest rate

Under the lower interest rate, all indexed interest credits are equal to 5.00%.

Level interest rate 5.00%	
	Current allocation scenario
Lapse year	29
Indexed/fixed/withdrawal income	\$27,363

After you purchase an FIUL policy, it is critical that you review it annually to react to changing needs or market conditions. You may also request an inforce illustration at any time during the life of your policy, which will show up-to-date policy values and will illustrate how the policy may react going forward.

This is a supplemental illustration that must be accompanied by the full product illustration.

See the Basic Ledger, Guaranteed Scenario on the preceding pages for an illustration of guaranteed values.

This illustration is not an offer, contract, or promise of future policy performance. Actual policy values may be more or less favorable than the nonguaranteed values shown. Coverage is subject to the terms and conditions of the policy. The assumptions on which this illustration is based are subject to change on an annual basis.

Agent Information: Backnine Life Agent

Issued in: CO Date: 03/23/2023

Page 29 of 59

T: \$5,828.00

UA: \$500,000.00

Illustration ID: A00900385



Additional important information

THE FOLLOWING SECTION CONTAINS ADDITIONAL IMPORTANT INFORMATION ABOUT THIS ILLUSTRATION:

CHARGES

Premium charges: A charge deducted from each premium payment from both the Current Accumulation Value and the Guaranteed Accumulation.

Monthly deductions: A monthly deduction will be taken from your current value and guaranteed accumulation value at the beginning of each policy month.

Surrender charges: Surrender charges are based on individual insured's factors and apply during the first 12 policy years. Partial surrenders may be subject to an additional charge.

Loan charges: The interest charges for the loans you take. Loan charges are taken at the beginning of the policy year and based on your chosen loan allocations.

Policy Fee: Monthly policy charge used to cover administration of policy.

Per Unit Charge: Cost to cover underwriting, distributing, and issuing the policy.

Cost of Insurance: Fee dependent on the insured's age, gender, health, underwriting class and death benefit amount. This is applied for the life of the policy.

Flat Extra: Charge for activities or health conditions that exceed our risk standard.

Rider Charge: Cost associated with selected benefits.

Asset Charge: Covers the costs and expenses associated with the Select Indexed allocation.

LAPSE PROTECTION

If you pay the required minimum premium for the illustrated amount, and do not take policy loans or withdrawals, your policy will be guaranteed not to lapse during the death benefit guarantee period.

POLICY LAPSE

If the cash value is less than the amount of a policy charge due, and your policy does not pass the policy protection test, your policy will enter a 61-day grace period. **If your policy lapses, you will lose coverage and you may owe income taxes on the money you took out (including any outstanding loan balance).**

PREMIUM

Base Premium: During the first policy year, it's equal to your Planned Premium. In later years, it's equal to the lesser of your Planned Premium and the actual amount of premium you paid during the previous policy year. Any premium paid that is less than the Base Premium will be placed into your current allocations. Any premium paid that is greater will be placed into the Interim Account and may be allocated to your chosen allocations in the following year.

Planned Premium: The amount of premium you plan to pay each policy year.

Standard Premium: Any premium applied during a Policy Year up to the Standard Premium Amount shown on the Policy Schedule.

Any premium that is paid to the policy that is less than the Base Premium for that year will be placed into your current allocations. Any premium paid that is greater than the Base Premium for the year will be placed into the Interim Account and may be allocated to your chosen allocations in the following year.

Below is an example showing how much premium will be allocated to each account for a sample policy:

	Year 1	Year 2
Planned Premium	\$1,000	\$1,000
Premium Paid	\$900	\$1,500
Base Premium	\$1,000	\$900
Index Allocation	\$900	\$900
Interim Interest Allocation	\$0	\$600

This illustration is not an offer, contract, or promise of future policy performance. Actual policy values may be more or less favorable than the nonguaranteed values shown. Coverage is subject to the terms and conditions of the policy. The assumptions on which this illustration is based are subject to change on an annual basis.

Agent Information: Backnine Life Agent

Issued in: CO Date: 03/23/2023

Page 30 of 59

T: \$5,828.00

UA: \$500,000.00

Illustration ID: A00900385



Additional important information

REDUCTION OF BENEFITS

If you request a reduction in benefits within the seven-year premium limitation period, the 7-pay premium will be recalculated. The reduced 7-pay premium will be applied as if the policy had originally been issued at the reduced benefit level. If the reduction of benefits will cause your policy to violate the Guideline Premium Test, you will not be able to reduce your current benefits.

Keep in mind, if your minimum monthly premium increases, you may need to pay additional premium to protect your policy from lapse. In addition, if you make any of the above material changes, a new seven-year premium limitation will begin at that time, and you will have new premium limitations under Section 7702A of the Internal Revenue Code.

This illustration is not an offer, contract, or promise of future policy performance. Actual policy values may be more or less favorable than the nonguaranteed values shown. Coverage is subject to the terms and conditions of the policy. The assumptions on which this illustration is based are subject to change on an annual basis.

Agent Information: Backnine Life Agent

Issued in: CO Date: 03/23/2023

Page 31 of 59

T: \$5,828.00

UA: \$500,000.00

Illustration ID: A00900385



NUMERIC SUMMARY

The assumptions used in the guaranteed, midpoint, and current scenarios are described in the Rates and Assumptions section of this illustration.

				Guaranteed		Nonguaranteed			
						Midpoint		Current	
Year	Age	Total premium outlay	Total distributions	Cash value	Death benefit	Cash value	Death benefit	Cash value	Death benefit
5	47	\$150,000.00	\$0	\$115,809	\$624,914	\$130,699	\$639,804	\$147,710	\$656,815
10	52	\$210,000.00	\$0	\$163,761	\$500,000	\$218,167	\$500,000	\$290,134	\$524,128
20	62	\$210,000.00	\$98,714	\$34,594	\$393,759	\$197,250	\$393,759	\$508,263	\$680,324
28	70	\$210,000.00	\$493,570					\$414,292	\$584,874
Lapse Year					21		24		78

YOUR SIGNATURE

By signing below, you indicate that the following are true:

- I have received a copy of this illustration and understand that any nonguaranteed elements illustrated are subject to change and could be either higher or lower. The agent has told me they are not guaranteed.
- I understand that nonguaranteed values shown in this illustration are not promises or warranties. My financial professional has told me they are not guaranteed.
- I understand that this is a life insurance policy, and not a source of guaranteed income. If my policy lapses, I will lose the death benefit, I will no longer be able to take money from my policy, and I may owe income taxes on the money I took out.

I acknowledge that this illustration is only a summary, that the policy contains the only complete description, and that this illustration is not part of the policy.

- I understand that external indexes are volatile, even though this illustration used a constant rate.
- Distributions listed are based on the current ledger. Distributions listed in the guaranteed or mid-point ledgers may not be available in all distribution years.

☐ If I check the preceding box, the Loan Protection Rider will NOT be automatically added to my policy and cannot be added later.

Owner/applicant's signature	Date	Joint owner/applicant's signature (if any)	Date
X		X	

FINANCIAL PROFESSIONAL'S STATEMENT

I certify that this illustration has been presented to the applicant and that I have explained that any nonguaranteed elements illustrated are subject to change. I have made no statements that are inconsistent with the illustration.

I have advised the applicant to ask a knowledgeable tax or legal advisor about this policy and their tax situation. I have not given the applicant tax advice.

Financial professional's signature	Date
X	

This illustration is not an offer, contract, or promise of future policy performance. Actual policy values may be more or less favorable than the nonguaranteed values shown. Coverage is subject to the terms and conditions of the policy. The assumptions on which this illustration is based are subject to change on an annual basis.

Agent Information: Backnine Life Agent

Issued in: CO Date: 03/23/2023

Page 32 of 59

T: \$5,828.00

UA: \$500,000.00

Illustration ID: A00900385



Important disclosures

The indexes available within the policy are constructed to keep track of diverse segments of the U.S. or international markets, or specific market sectors. These indexes are benchmarks only. Indexes can have different constituents and weighting methodologies. Some indexes have multiple versions that can weight components or may track the impact of dividends differently. Although an index may affect your interest credited, you cannot buy, directly participate in or receive dividend payments from any of them through the policy.

The S&P 500® Index is comprised of 500 stocks representing major U.S. industrial sectors. The Dow Jones Industrial Average is a popular indicator of the stock market based on the average closing prices of 30 active U.S. stocks representative of the overall economy.

S&P® is a registered trademark of Standard & Poor's Financial Services LLC ("S&P") and Dow Jones® is a registered trademark of Dow Jones Trademark Holdings LLC ("Dow Jones"). These trademarks have been licensed for use by S&P Dow Jones Indices LLC. S&P marks are trademarks of S&P and Dow Jones marks are trademarks of Dow Jones. These trademarks have been sublicensed for certain purposes by Allianz Life Insurance Company of North America ("Allianz"). The S&P 500® Index ("the Index") and Dow Jones Industrial AverageSM ("the DJIA") are products of S&P Dow Jones Indices LLC and/or its affiliates and have been licensed for use by Allianz.

Allianz products are not sponsored, endorsed, sold, or promoted by S&P Dow Jones Indices LLC, Dow Jones, S&P, or any of their respective affiliates (collectively, "S&P Dow Jones Indices"). S&P Dow Jones Indices make no representation or warranty, express or implied, to the owners of the Allianz products or any member of the public regarding the advisability of investments generally or in Allianz products particularly or the ability of the Index and Average to track general market performance. S&P Dow Jones Indices' only relationship to Allianz with respect to the Index and Average is the licensing of the Index and Average and certain trademarks, service marks, and/or trade names of S&P Dow Jones Indices and/or its third-party licensors. The Index and Average are determined, composed, and calculated by S&P Dow Jones Indices without regard to Allianz or the products. S&P Dow Jones Indices have no obligation to take the needs of Allianz or the owners of the products into consideration in determining, composing, or calculating the Index and Average. S&P Dow Jones Indices are not responsible for and have not participated in the design, development, pricing, and operation of the products, including the calculation of any interest payments or any other values credited to the products. S&P Dow Jones Indices have no obligation or liability in connection with the administration, marketing, or trading of products. There is no assurance that investment products based on the Index and Average will accurately track index performance or provide positive investment returns. S&P Dow Jones Indices LLC and its subsidiaries are not investment advisors. Inclusion of a security or futures contract within an index is not a recommendation by S&P Dow Jones Indices to buy, sell, or hold such security or futures contract, nor is it considered to be investment advice. Notwithstanding the foregoing, CME Group Inc. and its affiliates may independently issue and/or sponsor financial products unrelated to products currently being issued by Allianz, but which may be similar to and competitive with Allianz products. In addition, CME Group Inc., an indirect minority owner of S&P Dow Jones Indices LLC, and its affiliates may trade financial products which are linked to the performance of the Index and Average. It is possible that this trading activity will affect the value of the products.

S&P DOW JONES INDICES DO NOT GUARANTEE THE ADEQUACY, ACCURACY, TIMELINESS, AND/OR THE COMPLETENESS OF THE INDEX AND AVERAGE OR ANY DATA RELATED THERETO OR ANY COMMUNICATION, INCLUDING BUT NOT LIMITED TO, ORAL OR WRITTEN COMMUNICATION (INCLUDING ELECTRONIC COMMUNICATIONS) WITH RESPECT THERETO. S&P DOW JONES INDICES SHALL NOT BE SUBJECT TO ANY DAMAGES OR LIABILITY FOR ANY ERRORS, OMISSIONS, OR DELAYS THEREIN. S&P DOW JONES INDICES MAKE NO EXPRESS OR IMPLIED WARRANTIES, AND EXPRESSLY DISCLAIM ALL WARRANTIES, OF MERCHANTABILITY OR FITNESS FOR A PARTICULAR PURPOSE OR USE OR AS TO RESULTS TO BE OBTAINED BY ALLIANZ, OWNERS OF THE PRODUCTS, OR ANY OTHER PERSON OR ENTITY FROM THE USE OF THE INDEX AND AVERAGE OR WITH RESPECT TO ANY DATA RELATED THERETO. WITHOUT LIMITING ANY OF THE FOREGOING, IN NO EVENT WHATSOEVER SHALL S&P DOW JONES INDICES BE LIABLE FOR ANY INDIRECT, SPECIAL, INCIDENTAL, PUNITIVE, OR CONSEQUENTIAL DAMAGES INCLUDING BUT NOT LIMITED TO, LOSS OF PROFITS, TRADING LOSSES, LOST TIME, OR GOODWILL, EVEN IF THEY HAVE BEEN ADVISED OF THE POSSIBILITY OF SUCH DAMAGES, WHETHER IN CONTRACT, TORT, STRICT LIABILITY, OR OTHERWISE. THERE ARE NO THIRD-PARTY BENEFICIARIES OF ANY AGREEMENTS OR ARRANGEMENTS BETWEEN S&P DOW JONES INDICES AND ALLIANZ OTHER THAN THE LICENSORS OF S&P DOW JONES INDICES.

The Russell 2000® Index is an equity index that measures the performance of the 2,000 smallest companies in the Russell 3000® Index, which is made up of 3,000 of the biggest U.S. stocks. The Russell 2000® Index is constructed to provide a comprehensive and unbiased small-cap barometer and is completely reconstituted annually to ensure larger stocks do not affect the performance and characteristics of the true small-cap index.

The Russell 2000® Index (the "Index") is a trademark of Frank Russell Company ("Russell") and has been licensed for use by Allianz Life Insurance Company of North America ("Allianz"). Allianz products are not in any way sponsored, endorsed, sold or promoted by Russell or the London Stock Exchange Group companies ("LSEG") (together the "Licensor Parties") and none of the Licensor Parties make any claim, prediction, warranty or representation whatsoever, expressly or impliedly, either as to (i) the results to be obtained from the use of the Index (upon which the Allianz product is based), (ii) the figure at which the Index is said to stand at any particular time on any particular day or otherwise, or (iii) the suitability of the Index for the purpose to which it is being put in connection with the Allianz product. None of the Licensor Parties have provided or will provide any financial or investment advice or recommendation in relation to the Index to Allianz or to its clients. The Index is calculated by Russell or its agent. None of the Licensor Parties shall be (a) liable (whether in negligence or otherwise) to any person for any error in the Index or (b) under any obligation to advise any person of any error therein.

The PIMCO Tactical Balanced ER Index is comprised of the U.S. Equity Futures Custom Index, a bond component comprised of the PIMCO Synthetic Bond ER Index and a duration overlay, and shifts weighting between them daily based on historical realized volatility of the components. The U.S. Equity Futures Custom Index provides exposure to large cap U.S. stocks in excess of a benchmark rate. The PIMCO Synthetic Bond ER Index is comprised of a small number of derivative instruments designed to provide exposure to U.S. Investment-grade and Treasury bond markets in excess of a benchmark

This illustration is not an offer, contract, or promise of future policy performance. Actual policy values may be more or less favorable than the nonguaranteed values shown. Coverage is subject to the terms and conditions of the policy. The assumptions on which this illustration is based are subject to change on an annual basis.

Agent Information: Backnine Life Agent

Issued in: CO Date: 03/23/2023

Page 33 of 59

T: \$5,828.00

UA: \$500,000.00

Illustration ID: A00900385



rate.

The "PIMCO Tactical Balanced ER Index" (the "Index") is a rules-based index that tactically allocates across U.S. equity and fixed income markets using quantitative signals. The Index is a trademark of Pacific Investment Management Company LLC ("PIMCO") and has been licensed for use for certain purposes by Allianz Life Insurance Company of North America (the "Company" or "Allianz") with respect to this Allianz product (the "Product"). The Index is the exclusive property of PIMCO and is made and compiled without regard to the needs, including, but not limited to, the suitability or appropriateness needs, as applicable, of the Company, the Product, or any Product owners. The Product is not sold, sponsored, endorsed or promoted by PIMCO or any other party involved in, or related to, making or compiling the Index.

PIMCO does not make any warranty or representation, express or implied, as to the accuracy, completeness, or availability of the Index or information included in the Index and shall have no responsibility or liability for the impact of any inaccuracy, incompleteness, or unavailability of the Index or such information. Neither PIMCO nor any other party involved in, or related to, making or compiling the Index makes any representation or warranty, express or implied, to the Product owner, the Company, or any member of the public regarding the advisability of purchasing Allianz products generally or the Product particularly, the legality of the Product under applicable federal securities, state insurance and tax laws, the ability of the Product to track the performance of the Index, any other index or benchmark or general fixed income market or other asset class performance, or the results, including, but not limited to, performance results, to be obtained by the Company, the Product, Product owners, or any other person or entity. PIMCO does not provide investment advice to the Company with respect to the Product, to the Product, or to Product owners.

PIMCO is not responsible for and has not participated in the determination of the prices or amount of Products or the timing of the issuance or sale of Products or in the determination or calculation of the equation by which Products are to be converted into cash, surrendered or redeemed, as the case may be. PIMCO has no obligation or liability in connection with the administration, marketing or trading of the Products. There is no assurance that investment products based on the Index will accurately track index performance or provide positive investment returns. Neither PIMCO nor any other party involved in, or related to, making or compiling the Index has any obligation to continue to provide the Index to the Company with respect to the Product. In the event that the Index is no longer available to the Product or Product owners, the Company may seek to replace the Index with another suitable index, although there can be no assurance that one will be available.

PIMCO disclaims all warranties, express or implied, including all warranties of merchantability or fitness for a particular purpose or use. PIMCO shall have no responsibility or liability with respect to the Product.

PIMCO MAKES NO GUARANTY OF ANY KIND, INCLUDING THE ADEQUACY, ACCURACY, TIMELINESS AND/OR THE COMPLETENESS OF THE INDEX OR ANY DATA RELATED THERETO OR ANY COMMUNICATION, INCLUDING BUT NOT LIMITED TO, ORAL OR WRITTEN COMMUNICATION (INCLUDING ELECTRONIC COMMUNICATIONS) WITH RESPECT THERETO. PIMCO SHALL NOT BE SUBJECT TO ANY DAMAGES OR LIABILITY FOR ANY ERRORS, OMISSIONS, OR DELAYS THEREIN. PIMCO MAKES NO

EXPRESS OR IMPLIED WARRANTIES, AND EXPRESSLY DISCLAIMS ALL WARRANTIES, OF MERCHANTABILITY OR FITNESS FOR A PARTICULAR PURPOSE OR USE OR AS TO RESULTS TO BE OBTAINED BY ALLIANZ, OWNERS OF ALLIANZ PRODUCTS, OR ANY OTHER PERSON OR ENTITY FROM THE USE OF THE INDEX OR WITH RESPECT TO ANY DATA RELATED THERETO. WITHOUT LIMITING ANY OF THE FOREGOING, IN NO EVENT WHATSOEVER SHALL PIMCO BE LIABLE FOR ANY INDIRECT, SPECIAL, INCIDENTAL, PUNITIVE, OR CONSEQUENTIAL DAMAGES INCLUDING BUT NOT LIMITED TO, LOSS OF PROFITS, TRADING LOSSES, LOST TIME OR GOODWILL, EVEN IF IT HAS BEEN ADVISED OF THE POSSIBILITY OF SUCH DAMAGES, WHETHER IN CONTRACT, TORT, STRICT LIABILITY, OR OTHERWISE.

The Index is comprised of a number of constituents, some of which are owned by entities other than PIMCO. All disclaimers referenced in the Agreement relative to PIMCO also apply separately to those entities that are owners of the constituents of the Index.

The EURO STOXX 50®, Europe's leading blue-chip index for the Eurozone, provides a blue-chip representation of supersector leaders in the Eurozone. The index covers 50 stocks from 11 Eurozone countries: Austria, Belgium, Finland, France, Germany, Ireland, Italy, Luxembourg, the Netherlands, Portugal and Spain.

STOXX Limited, Deutsche Borse Group and their licensors, research partners or data providers have no relationship to Allianz Life Insurance Company of North America ("Allianz"), other than the licensing of the EURO STOXX 50® and the related trademarks for use in connection with Allianz products.

STOXX, Deutsche Börse Group and their licensors, research partners or data providers do not:

- sponsor, endorse, sell or promote Allianz products.
- recommend that any person invest in Allianz products or any other securities.
- have any responsibility or liability for or make any decisions about the timing, amount or pricing of Allianz products.
- have any responsibility or liability for the administration, management or marketing of Allianz products.
- consider the needs of Allianz products or the owners of Allianz products in determining, composing or calculating the EURO STOXX 50 or have any obligation to do so.

STOXX, Deutsche Börse Group and their licensors, research partners or data providers give no warranty, and exclude any liability (whether in negligence or otherwise), in connection with the Allianz products or their performance.

STOXX does not assume any contractual relationship with the purchasers of Allianz products or any other third parties.

Specifically,

- STOXX, Deutsche Borse Group and their licensors, research partners or data

providers do not give any warranty, express or implied, and exclude any liability about:

- The results to be obtained by Allianz products, the owner of Allianz products or any other person in connection with the use of the EURO STOXX 50 and the data included

This illustration is not an offer, contract, or promise of future policy performance. Actual policy values may be more or less favorable than the nonguaranteed values shown. Coverage is subject to the terms and conditions of the policy. The assumptions on which this illustration is based are subject to change on an annual basis.

Agent Information: Backnine Life Agent

Issued in: CO Date: 03/23/2023

Page 34 of 59

T: \$5,828.00

UA: \$500,000.00

Illustration ID: A00900385



in the EURO STOXX 50;

- The accuracy, timeliness, and completeness of the EURO STOXX 50 and its data;
- The merchantability and the fitness for a particular purpose or use of the EURO STOXX 50 and its data;
- The performance of Allianz products generally.
- STOXX, Deutsche Borse Group and their licensors, research partners or data providers give no warranty and exclude any liability, for any errors, omissions or interruptions in the EURO STOXX 50 or its data;
- Under no circumstances will STOXX, Deutsche Borse Group or their licensors, research partners or data providers be liable (whether in negligence or otherwise) for any lost profits or indirect, punitive, special or consequential damages or losses, arising as a result of such errors, omissions or interruptions in the EURO STOXX 50 or its data or generally in relation to Allianz products, even in circumstances where STOXX, Deutsche Borse Group or their licensors, research partners or data providers are aware that such loss or damage may occur.

The licensing Agreement between Allianz and STOXX is solely for their benefit and not for the benefit of the owners of Allianz products or any other third parties.

The Bloomberg US Dynamic Balance II ER Index is comprised of the Bloomberg US Aggregate Custom RBI Unfunded Index and the Bloomberg US Equity Custom Futures ER Index and shifts weighting daily between them based on realized market volatility. The Bloomberg US Aggregate Custom RBI Unfunded Index is comprised of a portfolio of derivative instruments that are designed to provide exposure to U.S. Investment-grade and Treasury bond markets in excess of a benchmark rate. The Bloomberg US Equity Custom Futures ER Index is designed to provide exposure to large cap U.S. stocks in excess of a benchmark rate.

"Bloomberg" and Bloomberg US Dynamic Balance II ER Index are service marks of Bloomberg Finance L.P. and its affiliates, including Bloomberg Index Services Limited ("BISL"), the administrator of the index (collectively, "Bloomberg"), and have been licensed for use for certain purposes by Allianz Life Insurance Company of North America ("Allianz").

The Allianz product(s) are not sponsored, endorsed, sold or promoted by Bloomberg. Bloomberg does not make any representation or warranty, express or implied, to the owners of or counterparties to the Allianz product(s) or any member of the public regarding the advisability of investing in securities generally or in the Allianz product(s) particularly. The only relationship of Bloomberg to Allianz Life Insurance Company of North America ("Allianz") is the licensing of certain trademarks, trade names and service marks and of the Bloomberg US Dynamic Balance II ER Index, which is determined, composed and calculated by BISL without regard to Allianz Life Insurance Company of North America ("Allianz") or the Allianz product(s). Bloomberg has no obligation to take the needs of Allianz Life Insurance Company of North America ("Allianz") or the owners of the Allianz product(s) into consideration in determining, composing or calculating the Bloomberg US Dynamic Balance II ER Index. Bloomberg is not responsible for and has not participated in the determination of the timing of, prices of, or quantities of the Allianz product(s) to be issued. Bloomberg shall not have any obligation or liability, including, without limitation, to Allianz product(s) customers, in connection with the administration, marketing or trading of the Allianz product(s).

BLOOMBERG DOES NOT GUARANTEE THE ACCURACY AND/OR THE COMPLETENESS OF THE BLOOMBERG US DYNAMIC BALANCE II ER INDEX OR ANY DATA RELATED THERETO AND SHALL HAVE NO LIABILITY FOR ANY ERRORS, OMISSIONS OR INTERRUPTIONS THEREIN. BLOOMBERG DOES NOT MAKE ANY WARRANTY, EXPRESS OR IMPLIED, AS TO RESULTS TO BE OBTAINED BY THE ALLIANZ PRODUCT, OWNERS OF THE ALLIANZ PRODUCT(S) OR ANY OTHER PERSON OR ENTITY FROM THE USE OF THE BLOOMBERG US DYNAMIC BALANCE II ER INDEX OR ANY DATA RELATED THERETO. BLOOMBERG DOES NOT MAKE ANY EXPRESS OR IMPLIED WARRANTIES AND EXPRESSLY DISCLAIMS ALL WARRANTIES OF MERCHANTABILITY OR FITNESS FOR A PARTICULAR PURPOSE OR USE WITH RESPECT TO THE BLOOMBERG US DYNAMIC BALANCE II ER INDEX OR ANY DATA RELATED THERETO. WITHOUT LIMITING ANY OF THE FOREGOING, TO THE MAXIMUM EXTENT ALLOWED BY LAW, BLOOMBERG, ITS LICENSORS, AND ITS AND THEIR RESPECTIVE EMPLOYEES, CONTRACTORS, AGENTS, SUPPLIERS, AND VENDORS SHALL HAVE NO LIABILITY OR RESPONSIBILITY WHATSOEVER FOR ANY INJURY OR DAMAGES—WHETHER DIRECT, INDIRECT, CONSEQUENTIAL, INCIDENTAL, PUNITIVE OR OTHERWISE—ARISING IN CONNECTION WITH THE ALLIANZ PRODUCT OR BLOOMBERG US DYNAMIC BALANCE II ER INDEX OR ANY DATA OR VALUES RELATING THERETO—WHETHER ARISING FROM THEIR NEGLIGENCE OR OTHERWISE, EVEN IF NOTIFIED OF THE POSSIBILITY THEREOF.

All solicitation and sales of Allianz products must take place in the United States.

ICC19P64339

Illustrated riders and benefits form numbers:

ICC16PR95357, ICC19PR95515-01, ICC17PR95513

Ultimate Amount \$500,000.00

•Not FDIC insured•May lose value•No bank or credit union guarantee•Not a deposit•Not insured by any federal government agency or NCAU/NCUSIF

This illustration is not an offer, contract, or promise of future policy performance. Actual policy values may be more or less favorable than the nonguaranteed values shown. Coverage is subject to the terms and conditions of the policy. The assumptions on which this illustration is based are subject to change on an annual basis.

Agent Information: Backnine Life Agent

Issued in: CO Date: 03/23/2023

Page 35 of 59

T: \$5,828.00

UA: \$500,000.00

Illustration ID: A00900385



Internal rate of return (IRR)

			Current scenario			
Age	End of policy year	Planned premium	Cash value	Cash value IRR	Death benefit	Death benefit IRR
43	1	\$30,000.00	\$16,772	-44.10 %	\$526,805	1,656.01%
44	2	\$30,000.00	\$45,923	-16.56 %	\$555,723	283.29%
45	3	\$30,000.00	\$77,339	-7.40 %	\$586,906	129.09%
46	4	\$30,000.00	\$111,202	-3.03 %	\$620,537	78.15%
47	5	\$30,000.00	\$147,710	-0.52 %	\$656,815	54.08%
48	6	\$30,000.00	\$187,102	1.10%	\$695,974	40.47%
49	7	\$30,000.00	\$229,608	2.23%	\$738,248	31.92%
50	8	\$0.00	\$248,355	3.36%	\$500,000	17.70%
51	9	\$0.00	\$268,492	4.12%	\$507,366	15.08%
52	10	\$0.00	\$290,134	4.66%	\$524,128	13.44%
53	11	\$0.00	\$313,396	5.06%	\$540,832	12.18%
54	12	\$0.00	\$338,389	5.37%	\$557,319	11.17%
55	13	\$0.00	\$365,255	5.62%	\$573,450	10.35%
56	14	\$0.00	\$392,715	5.79%	\$589,073	9.66%
57	15	\$0.00	\$422,352	5.93%	\$616,635	9.24%
58	16	\$0.00	\$455,585	6.08%	\$646,930	8.91%
59	17	\$0.00	\$491,445	6.20%	\$678,194	8.62%
60	18	\$0.00	\$530,155	6.31%	\$710,408	8.37%
61	19	\$0.00	\$519,313	6.40%	\$690,655	8.14%
62	20	\$0.00	\$508,263	6.49%	\$680,324	8.03%
63	21	\$0.00	\$497,024	6.56%	\$668,729	7.94%
64	22	\$0.00	\$485,626	6.63%	\$655,785	7.86%
65	23	\$0.00	\$474,094	6.70%	\$641,395	7.79%
66	24	\$0.00	\$462,416	6.76%	\$625,401	7.72%
67	25	\$0.00	\$450,573	6.81%	\$616,354	7.70%
68	26	\$0.00	\$438,585	6.87%	\$606,608	7.68%
69	27	\$0.00	\$426,480	6.92%	\$596,128	7.66%
70	28	\$0.00	\$414,292	6.97%	\$584,874	7.65%
71	29	\$0.00	\$402,070	7.01%	\$572,820	7.64%
72	30	\$0.00	\$389,982	7.06%	\$547,917	7.59%
73	31	\$0.00	\$378,143	7.10%	\$520,716	7.54%
74	32	\$0.00	\$366,685	7.15%	\$491,100	7.50%
75	33	\$0.00	\$355,768	7.19%	\$458,953	7.46%
76	34	\$0.00	\$345,587	7.24%	\$424,168	7.43%
77	35	\$0.00	\$335,868	7.28%	\$419,620	7.46%

This illustration is not an offer, contract, or promise of future policy performance. Actual policy values may be more or less favorable than the nonguaranteed values shown. Coverage is subject to the terms and conditions of the policy. The assumptions on which this illustration is based are subject to change on an annual basis.

Agent Information: Backnine Life Agent

Issued in: CO Date: 03/23/2023

Page O36 of 59

T: \$5,828.00

UA: \$500,000.00

Illustration ID: A00900385



Internal rate of return (IRR) *continued*

			Current scenario			
Age	End of policy year	Planned premium	Cash value	Cash value IRR	Death benefit	Death benefit IRR
78	36	\$0.00	\$326,695	7.32%	\$415,928	7.50%
79	37	\$0.00	\$318,155	7.36%	\$413,197	7.53%
80	38	\$0.00	\$310,343	7.39%	\$411,542	7.56%
81	39	\$0.00	\$303,311	7.43%	\$411,034	7.60%
82	40	\$0.00	\$297,008	7.47%	\$411,635	7.63%
83	41	\$0.00	\$291,446	7.50%	\$413,374	7.66%
84	42	\$0.00	\$286,609	7.53%	\$416,255	7.68%
85	43	\$0.00	\$282,428	7.56%	\$420,221	7.71%
86	44	\$0.00	\$278,781	7.59%	\$425,167	7.73%
87	45	\$0.00	\$275,619	7.62%	\$431,061	7.76%
88	46	\$0.00	\$272,726	7.64%	\$437,698	7.78%
89	47	\$0.00	\$269,669	7.66%	\$444,646	7.80%
90	48	\$0.00	\$265,957	7.69%	\$451,414	7.81%
91	49	\$0.00	\$260,922	7.70%	\$457,327	7.83%
92	50	\$0.00	\$258,699	7.72%	\$425,141	7.82%
93	51	\$0.00	\$261,003	7.74%	\$393,312	7.81%
94	52	\$0.00	\$270,304	7.76%	\$363,882	7.81%
95	53	\$0.00	\$289,892	7.79%	\$339,600	7.81%
96	54	\$0.00	\$323,747	7.81%	\$323,747	7.81%
97	55	\$0.00	\$364,186	7.84%	\$364,186	7.84%
98	56	\$0.00	\$411,929	7.86%	\$411,929	7.86%
99	57	\$0.00	\$467,764	7.89%	\$467,764	7.89%
100	58	\$0.00	\$532,555	7.91%	\$532,555	7.91%
101	59	\$0.00	\$607,242	7.93%	\$607,242	7.93%
102	60	\$0.00	\$692,854	7.96%	\$692,854	7.96%
103	61	\$0.00	\$790,513	7.98%	\$790,513	7.98%
104	62	\$0.00	\$901,444	8.00%	\$901,444	8.00%
105	63	\$0.00	\$1,026,982	8.02%	\$1,026,982	8.02%
106	64	\$0.00	\$1,168,584	8.03%	\$1,168,584	8.03%
107	65	\$0.00	\$1,327,838	8.05%	\$1,327,838	8.05%
108	66	\$0.00	\$1,506,473	8.07%	\$1,506,473	8.07%
109	67	\$0.00	\$1,706,373	8.08%	\$1,706,373	8.08%
110	68	\$0.00	\$1,929,589	8.10%	\$1,929,589	8.10%
111	69	\$0.00	\$2,178,356	8.11%	\$2,178,356	8.11%
112	70	\$0.00	\$2,455,103	8.13%	\$2,455,103	8.13%

This illustration is not an offer, contract, or promise of future policy performance. Actual policy values may be more or less favorable than the nonguaranteed values shown. Coverage is subject to the terms and conditions of the policy. The assumptions on which this illustration is based are subject to change on an annual basis.

Agent Information: Backnine Life Agent

Issued in: CO Date: 03/23/2023

Page 037 of 59

T: \$5,828.00

UA: \$500,000.00

Illustration ID: A00900385



Internal rate of return (IRR) *continued*

			Current scenario			
Age	End of policy year	Planned premium	Cash value	Cash value IRR	Death benefit	Death benefit IRR
113	71	\$0.00	\$2,762,475	8.14%	\$2,762,475	8.14%
114	72	\$0.00	\$3,103,348	8.16%	\$3,103,348	8.16%
115	73	\$0.00	\$3,480,850	8.17%	\$3,480,850	8.17%
116	74	\$0.00	\$3,898,383	8.18%	\$3,898,383	8.18%
117	75	\$0.00	\$4,359,642	8.19%	\$4,359,642	8.19%
118	76	\$0.00	\$4,868,646	8.20%	\$4,868,646	8.20%
119	77	\$0.00	\$5,429,758	8.21%	\$5,429,758	8.21%
120	78	\$0.00	\$6,047,722	8.22%	\$6,047,722	8.22%

This illustration is not an offer, contract, or promise of future policy performance. Actual policy values may be more or less favorable than the nonguaranteed values shown. Coverage is subject to the terms and conditions of the policy. The assumptions on which this illustration is based are subject to change on an annual basis.

Agent Information: Backnine Life Agent

Issued in: CO Date: 03/23/2023

Page 038 of 59

T: \$5,828.00

UA: \$500,000.00

Illustration ID: A00900385



Additional riders and benefits

The following riders are available with Allianz Life Pro+ Advantage. Some benefits are automatically included, which are also listed below. Some riders may include charges when they are exercised or added. For additional information about the riders and benefits, talk with your financial professional.

Child Term Rider

Adds term insurance to your coverage to insure your children who are at least 15 days old, but not yet 21 years old. Your child can convert this rider to an Allianz permanent cash value policy without additional underwriting. Additional cost at the time of issue.

Chronic Illness Accelerated Death Benefit Rider

Accelerates the death benefit if the insured becomes chronically ill or cognitively impaired (under specific criteria). Once exercised, there is a charge associated with the rider. Accelerated amount may be taxable.

Enhanced Liquidity Rider

Waives a percentage of the surrender charges, which can help increase the amount of cash value that can be accessed in the policy's early years.

Loan Protection Rider

Provides protection from lapse due to an outstanding policy loan. The rider may be exercised if you are between the ages of 75 and 120, and the policy must be in force for a minimum of 15 policy years. Once exercised, there is a one-time charge, which is a percentage of the accumulation value. Rider is automatically included with your policy.

Premium Deposit Fund Rider

Deposits a lump sum of money where amounts are deducted to pay multiple years of annual planned premium.

Supplemental Term Rider

Adds extra term insurance up to 10 times (or five times depending on age and underwriting) the base death benefit amount of your policy and is convertible into base coverage within the first 10 policy years or until age 75, whichever is sooner. A maximum cumulative conversion amount may apply. Additional cost at the time of issue.

Review your policy for additional rider and benefit information.

This illustration is not an offer, contract, or promise of future policy performance. Actual policy values may be more or less favorable than the nonguaranteed values shown. Coverage is subject to the terms and conditions of the policy. The assumptions on which this illustration is based are subject to change on an annual basis.

Agent Information: Backnine Life Agent

Issued in: CO Date: 03/23/2023

Page 039 of 59

Terminal Illness Accelerated Death Benefit Rider

If the insured is diagnosed with a terminal illness that results in a life expectancy of 12 months or less, the policy's death benefit (up to \$1 million) is available while the insured is still alive. Once exercised, there is a charge associated with the rider. Accelerated amount maybe taxable.

Waiver of New Charges Benefit

Waives surrender charges, expense charges, and Enhanced Liquidity Rider charges for any coverage increases incurred in years 11+. Rider is automatically included with your policy.

Waiver of Specified Premium Rider

Specified premium will be waived if the insured becomes totally disabled; the amount to be waived is selected by owner at issue. Additional cost at the time of issue.

T: \$5,828.00

UA: \$500,000.00

Illustration ID: A00900385



Historical index performance

The tables below show hypothetical historical averages for each allocation option, assuming the product and allocation existed over the respective time periods shown, using current caps and participation rates, measured over the most recent calendar year periods. Different time periods and different indexes will produce higher or lower averages, and actual credited rates will vary from year to year. Past performance is not a prediction of future results.

Bloomberg US Dynamic Balance II ER Index annual point-to-point with a participation rate (Select)

18-year historical index performance		
Date	Actual historical performance	Hypothetical historical return
12/31/2005	-0.83%	N/A
12/31/2006	6.12%	10.70%
12/31/2007	2.86%	5.00%
12/31/2008	0.37%	0.64%
12/31/2009	5.81%	10.16%
12/31/2010	8.46%	14.81%
12/31/2011	5.19%	9.08%
12/31/2012	6.92%	12.11%
12/31/2013	8.01%	14.02%
12/31/2014	6.88%	12.05%
12/31/2015	-1.33%	0.00%
12/31/2016	4.93%	8.62%
12/31/2017	14.73%	25.78%
12/31/2018	-0.66%	0.00%
12/31/2019	12.83%	22.45%
12/31/2020	4.45%	7.78%
12/31/2021	4.81%	8.41%
12/31/2022	-12.26%	0.00%

Historical compound average return			
	From	Through	Historical average return
10-year	01/01/2013	12/31/2022	9.58%
15-year	01/01/2008	12/31/2022	9.47%
20-year	N/A	N/A	N/A
25-year	N/A	N/A	N/A

The historical interest rates shown do not include the bonus.

Allocation options represent both initial and future allocations for the entire illustration period.

This illustration is not an offer, contract, or promise of future policy performance. Actual policy values may be more or less favorable than the nonguaranteed values shown. Coverage is subject to the terms and conditions of the policy. The assumptions on which this illustration is based are subject to change on an annual basis.

Agent Information: Backnine Life Agent

Issued in: CO Date: 03/23/2023

Page O40 of 59

T: \$5,828.00

UA: \$500,000.00

Illustration ID: A00900385



Bloomberg US Dynamic Balance II ER Index annual point-to-point with a participation rate (Bonused)

18-year historical index performance		
Date	Actual historical performance	Hypothetical historical return
12/31/2005	-0.83%	N/A
12/31/2006	6.12%	11.01%
12/31/2007	2.86%	5.14%
12/31/2008	0.37%	0.66%
12/31/2009	5.81%	10.45%
12/31/2010	8.46%	15.23%
12/31/2011	5.19%	9.34%
12/31/2012	6.92%	12.45%
12/31/2013	8.01%	14.42%
12/31/2014	6.88%	12.39%
12/31/2015	-1.33%	0.00%
12/31/2016	4.93%	8.87%
12/31/2017	14.73%	26.52%
12/31/2018	-0.66%	0.00%
12/31/2019	12.83%	23.09%
12/31/2020	4.45%	8.00%
12/31/2021	4.81%	8.65%
12/31/2022	-12.26%	0.00%

Historical compound average return			
	From	Through	Historical average return
10-year	01/01/2013	12/31/2022	9.85%
15-year	01/01/2008	12/31/2022	9.74%
20-year	N/A	N/A	N/A
25-year	N/A	N/A	N/A

The historical interest rates shown do not include the bonus.

Allocation options represent both initial and future allocations for the entire illustration period.

This illustration is not an offer, contract, or promise of future policy performance. Actual policy values may be more or less favorable than the nonguaranteed values shown. Coverage is subject to the terms and conditions of the policy. The assumptions on which this illustration is based are subject to change on an annual basis.

Agent Information: Backnine Life Agent

Issued in: CO Date: 03/23/2023

Page O41 of 59

T: \$5,828.00

UA: \$500,000.00

Illustration ID: A00900385



Bloomberg US Dynamic Balance II ER Index annual point-to-point with a participation rate (Classic)

18-year historical index performance		
Date	Actual historical performance	Hypothetical historical return
12/31/2005	-0.83%	N/A
12/31/2006	6.12%	10.09%
12/31/2007	2.86%	4.72%
12/31/2008	0.37%	0.60%
12/31/2009	5.81%	9.58%
12/31/2010	8.46%	13.96%
12/31/2011	5.19%	8.56%
12/31/2012	6.92%	11.41%
12/31/2013	8.01%	13.22%
12/31/2014	6.88%	11.36%
12/31/2015	-1.33%	0.00%
12/31/2016	4.93%	8.13%
12/31/2017	14.73%	24.31%
12/31/2018	-0.66%	0.00%
12/31/2019	12.83%	21.17%
12/31/2020	4.45%	7.34%
12/31/2021	4.81%	7.93%
12/31/2022	-12.26%	0.00%

Historical compound average return			
	From	Through	Historical average return
10-year	01/01/2013	12/31/2022	9.05%
15-year	01/01/2008	12/31/2022	8.94%
20-year	N/A	N/A	N/A
25-year	N/A	N/A	N/A

The historical interest rates shown do not include the bonus.

Allocation options represent both initial and future allocations for the entire illustration period.

This illustration is not an offer, contract, or promise of future policy performance. Actual policy values may be more or less favorable than the nonguaranteed values shown. Coverage is subject to the terms and conditions of the policy. The assumptions on which this illustration is based are subject to change on an annual basis.

Agent Information: Backnine Life Agent

Issued in: CO Date: 03/23/2023

Page 042 of 59

T: \$5,828.00

UA: \$500,000.00

Illustration ID: A00900385



Bloomberg US Dynamic Balance II ER Index annual point-to-point with a participation rate (Standard)

18-year historical index performance		
Date	Actual historical performance	Hypothetical historical return
12/31/2005	-0.83%	N/A
12/31/2006	6.12%	12.66%
12/31/2007	2.86%	5.92%
12/31/2008	0.37%	0.76%
12/31/2009	5.81%	12.02%
12/31/2010	8.46%	17.52%
12/31/2011	5.19%	10.74%
12/31/2012	6.92%	14.32%
12/31/2013	8.01%	16.59%
12/31/2014	6.88%	14.25%
12/31/2015	-1.33%	0.00%
12/31/2016	4.93%	10.20%
12/31/2017	14.73%	30.50%
12/31/2018	-0.66%	0.00%
12/31/2019	12.83%	26.56%
12/31/2020	4.45%	9.21%
12/31/2021	4.81%	9.95%
12/31/2022	-12.26%	0.00%

Historical compound average return			
	From	Through	Historical average return
10-year	01/01/2013	12/31/2022	11.28%
15-year	01/01/2008	12/31/2022	11.16%
20-year	N/A	N/A	N/A
25-year	N/A	N/A	N/A

Allocation options represent both initial and future allocations for the entire illustration period.

This illustration is not an offer, contract, or promise of future policy performance. Actual policy values may be more or less favorable than the nonguaranteed values shown. Coverage is subject to the terms and conditions of the policy. The assumptions on which this illustration is based are subject to change on an annual basis.

Agent Information: Backnine Life Agent

Issued in: CO Date: 03/23/2023

Page 043 of 59

T: \$5,828.00

UA: \$500,000.00

Illustration ID: A00900385



PIMCO Tactical Balanced ER Index annual point-to-point with a participation rate (Select)

18-year historical index performance		
Date	Actual historical performance	Hypothetical historical return
12/31/2005	-2.18%	N/A
12/31/2006	5.17%	9.04%
12/31/2007	2.95%	5.16%
12/31/2008	5.86%	10.26%
12/31/2009	4.21%	7.36%
12/31/2010	11.32%	19.80%
12/31/2011	3.84%	6.72%
12/31/2012	6.81%	11.92%
12/31/2013	7.75%	13.56%
12/31/2014	1.53%	2.68%
12/31/2015	-2.33%	0.00%
12/31/2016	5.75%	10.07%
12/31/2017	14.46%	25.31%
12/31/2018	-2.10%	0.00%
12/31/2019	10.35%	18.12%
12/31/2020	4.07%	7.11%
12/31/2021	8.94%	15.64%
12/31/2022	-2.27%	0.00%

Historical compound average return			
	From	Through	Historical average return
10-year	01/01/2013	12/31/2022	8.93%
15-year	01/01/2008	12/31/2022	9.66%
20-year	N/A	N/A	N/A
25-year	N/A	N/A	N/A

The historical interest rates shown do not include the bonus.

Allocation options represent both initial and future allocations for the entire illustration period.

This illustration is not an offer, contract, or promise of future policy performance. Actual policy values may be more or less favorable than the nonguaranteed values shown. Coverage is subject to the terms and conditions of the policy. The assumptions on which this illustration is based are subject to change on an annual basis.

Agent Information: Backnine Life Agent

Issued in: CO Date: 03/23/2023

Page O44 of 59

T: \$5,828.00

UA: \$500,000.00

Illustration ID: A00900385



PIMCO Tactical Balanced ER Index annual point-to-point with a participation rate (Bonused)

18-year historical index performance		
Date	Actual historical performance	Hypothetical historical return
12/31/2005	-2.18%	N/A
12/31/2006	5.17%	9.04%
12/31/2007	2.95%	5.16%
12/31/2008	5.86%	10.26%
12/31/2009	4.21%	7.36%
12/31/2010	11.32%	19.80%
12/31/2011	3.84%	6.72%
12/31/2012	6.81%	11.92%
12/31/2013	7.75%	13.56%
12/31/2014	1.53%	2.68%
12/31/2015	-2.33%	0.00%
12/31/2016	5.75%	10.07%
12/31/2017	14.46%	25.31%
12/31/2018	-2.10%	0.00%
12/31/2019	10.35%	18.12%
12/31/2020	4.07%	7.11%
12/31/2021	8.94%	15.64%
12/31/2022	-2.27%	0.00%

Historical compound average return			
	From	Through	Historical average return
10-year	01/01/2013	12/31/2022	8.93%
15-year	01/01/2008	12/31/2022	9.66%
20-year	N/A	N/A	N/A
25-year	N/A	N/A	N/A

The historical interest rates shown do not include the bonus.

Allocation options represent both initial and future allocations for the entire illustration period.

This illustration is not an offer, contract, or promise of future policy performance. Actual policy values may be more or less favorable than the nonguaranteed values shown. Coverage is subject to the terms and conditions of the policy. The assumptions on which this illustration is based are subject to change on an annual basis.

Agent Information: Backnine Life Agent

Issued in: CO Date: 03/23/2023

Page 045 of 59

T: \$5,828.00

UA: \$500,000.00

Illustration ID: A00900385



PIMCO Tactical Balanced ER Index annual point-to-point with a participation rate (Classic)

18-year historical index performance		
Date	Actual historical performance	Hypothetical historical return
12/31/2005	-2.18%	N/A
12/31/2006	5.17%	8.27%
12/31/2007	2.95%	4.72%
12/31/2008	5.86%	9.38%
12/31/2009	4.21%	6.73%
12/31/2010	11.32%	18.10%
12/31/2011	3.84%	6.15%
12/31/2012	6.81%	10.89%
12/31/2013	7.75%	12.40%
12/31/2014	1.53%	2.45%
12/31/2015	-2.33%	0.00%
12/31/2016	5.75%	9.21%
12/31/2017	14.46%	23.14%
12/31/2018	-2.10%	0.00%
12/31/2019	10.35%	16.57%
12/31/2020	4.07%	6.50%
12/31/2021	8.94%	14.30%
12/31/2022	-2.27%	0.00%

Historical compound average return			
	From	Through	Historical average return
10-year	01/01/2013	12/31/2022	8.19%
15-year	01/01/2008	12/31/2022	8.85%
20-year	N/A	N/A	N/A
25-year	N/A	N/A	N/A

The historical interest rates shown do not include the bonus.

Allocation options represent both initial and future allocations for the entire illustration period.

This illustration is not an offer, contract, or promise of future policy performance. Actual policy values may be more or less favorable than the nonguaranteed values shown. Coverage is subject to the terms and conditions of the policy. The assumptions on which this illustration is based are subject to change on an annual basis.

Agent Information: Backnine Life Agent

Issued in: CO Date: 03/23/2023

Page O46 of 59

T: \$5,828.00

UA: \$500,000.00

Illustration ID: A00900385



PIMCO Tactical Balanced ER Index annual point-to-point with a participation rate (Standard)

18-year historical index performance		
Date	Actual historical performance	Hypothetical historical return
12/31/2005	-2.18%	N/A
12/31/2006	5.17%	10.40%
12/31/2007	2.95%	5.93%
12/31/2008	5.86%	11.80%
12/31/2009	4.21%	8.47%
12/31/2010	11.32%	22.77%
12/31/2011	3.84%	7.73%
12/31/2012	6.81%	13.70%
12/31/2013	7.75%	15.60%
12/31/2014	1.53%	3.08%
12/31/2015	-2.33%	0.00%
12/31/2016	5.75%	11.58%
12/31/2017	14.46%	29.10%
12/31/2018	-2.10%	0.00%
12/31/2019	10.35%	20.84%
12/31/2020	4.07%	8.18%
12/31/2021	8.94%	17.99%
12/31/2022	-2.27%	0.00%

Historical compound average return			
	From	Through	Historical average return
10-year	01/01/2013	12/31/2022	10.23%
15-year	01/01/2008	12/31/2022	11.07%
20-year	N/A	N/A	N/A
25-year	N/A	N/A	N/A

Allocation options represent both initial and future allocations for the entire illustration period.

This illustration is not an offer, contract, or promise of future policy performance. Actual policy values may be more or less favorable than the nonguaranteed values shown. Coverage is subject to the terms and conditions of the policy. The assumptions on which this illustration is based are subject to change on an annual basis.

Agent Information: Backnine Life Agent

Issued in: CO Date: 03/23/2023

Page 047 of 59

T: \$5,828.00

UA: \$500,000.00

Illustration ID: A00900385



Blended index annual point-to-point with a cap (Select)

25-year historical index performance		
Date	Actual historical performance	Hypothetical historical return
12/31/1998	14.73%	8.25%
12/31/1999	19.85%	8.25%
12/31/2000	0.95%	0.95%
12/31/2001	-3.47%	0.00%
12/31/2002	-11.90%	0.00%
12/31/2003	17.97%	8.25%
12/31/2004	5.70%	5.70%
12/31/2005	5.23%	5.23%
12/31/2006	11.94%	8.25%
12/31/2007	5.77%	5.77%
12/31/2008	-22.36%	0.00%
12/31/2009	15.41%	8.25%
12/31/2010	7.52%	7.52%
12/31/2011	0.72%	0.72%
12/31/2012	8.24%	8.24%
12/31/2013	15.86%	8.25%
12/31/2014	5.31%	5.31%
12/31/2015	-0.39%	0.00%
12/31/2016	7.71%	7.71%
12/31/2017	12.63%	8.25%
12/31/2018	-6.05%	0.00%
12/31/2019	18.20%	8.25%
12/31/2020	5.97%	5.97%
12/31/2021	11.58%	8.25%
12/31/2022	-12.13%	0.00%

Historical compound average return			
	From	Through	Historical average return
10-year	01/01/2013	12/31/2022	5.14%
15-year	01/01/2008	12/31/2022	5.05%
20-year	01/01/2003	12/31/2022	5.44%
25-year	01/01/1998	12/31/2022	5.04%

The historical interest rates shown do not include the bonus.

Allocation options represent both initial and future allocations for the entire illustration period.

This illustration is not an offer, contract, or promise of future policy performance. Actual policy values may be more or less favorable than the nonguaranteed values shown. Coverage is subject to the terms and conditions of the policy. The assumptions on which this illustration is based are subject to change on an annual basis.

Agent Information: Backnine Life Agent

Issued in: CO Date: 03/23/2023

Page 048 of 59

T: \$5,828.00

UA: \$500,000.00

Illustration ID: A00900385



Blended index annual point-to-point with a cap (Bonused)

25-year historical index performance		
Date	Actual historical performance	Hypothetical historical return
12/31/1998	14.73%	8.75%
12/31/1999	19.85%	8.75%
12/31/2000	0.95%	0.95%
12/31/2001	-3.47%	0.00%
12/31/2002	-11.90%	0.00%
12/31/2003	17.97%	8.75%
12/31/2004	5.70%	5.70%
12/31/2005	5.23%	5.23%
12/31/2006	11.94%	8.75%
12/31/2007	5.77%	5.77%
12/31/2008	-22.36%	0.00%
12/31/2009	15.41%	8.75%
12/31/2010	7.52%	7.52%
12/31/2011	0.72%	0.72%
12/31/2012	8.24%	8.24%
12/31/2013	15.86%	8.75%
12/31/2014	5.31%	5.31%
12/31/2015	-0.39%	0.00%
12/31/2016	7.71%	7.71%
12/31/2017	12.63%	8.75%
12/31/2018	-6.05%	0.00%
12/31/2019	18.20%	8.75%
12/31/2020	5.97%	5.97%
12/31/2021	11.58%	8.75%
12/31/2022	-12.13%	0.00%

Historical compound average return			
	From	Through	Historical average return
10-year	01/01/2013	12/31/2022	5.33%
15-year	01/01/2008	12/31/2022	5.21%
20-year	01/01/2003	12/31/2022	5.61%
25-year	01/01/1998	12/31/2022	5.21%

The historical interest rates shown do not include the bonus.

Allocation options represent both initial and future allocations for the entire illustration period.

This illustration is not an offer, contract, or promise of future policy performance. Actual policy values may be more or less favorable than the nonguaranteed values shown. Coverage is subject to the terms and conditions of the policy. The assumptions on which this illustration is based are subject to change on an annual basis.

Agent Information: Backnine Life Agent

Issued in: CO Date: 03/23/2023

Page 049 of 59

T: \$5,828.00

UA: \$500,000.00

Illustration ID: A00900385



Blended index annual point-to-point with a cap (Classic)

25-year historical index performance		
Date	Actual historical performance	Hypothetical historical return
12/31/1998	14.73%	7.50%
12/31/1999	19.85%	7.50%
12/31/2000	0.95%	0.95%
12/31/2001	-3.47%	0.00%
12/31/2002	-11.90%	0.00%
12/31/2003	17.97%	7.50%
12/31/2004	5.70%	5.70%
12/31/2005	5.23%	5.23%
12/31/2006	11.94%	7.50%
12/31/2007	5.77%	5.77%
12/31/2008	-22.36%	0.00%
12/31/2009	15.41%	7.50%
12/31/2010	7.52%	7.50%
12/31/2011	0.72%	0.72%
12/31/2012	8.24%	7.50%
12/31/2013	15.86%	7.50%
12/31/2014	5.31%	5.31%
12/31/2015	-0.39%	0.00%
12/31/2016	7.71%	7.50%
12/31/2017	12.63%	7.50%
12/31/2018	-6.05%	0.00%
12/31/2019	18.20%	7.50%
12/31/2020	5.97%	5.97%
12/31/2021	11.58%	7.50%
12/31/2022	-12.13%	0.00%

Historical compound average return			
	From	Through	Historical average return
10-year	01/01/2013	12/31/2022	4.83%
15-year	01/01/2008	12/31/2022	4.75%
20-year	01/01/2003	12/31/2022	5.14%
25-year	01/01/1998	12/31/2022	4.74%

The historical interest rates shown do not include the bonus.

Allocation options represent both initial and future allocations for the entire illustration period.

This illustration is not an offer, contract, or promise of future policy performance. Actual policy values may be more or less favorable than the nonguaranteed values shown. Coverage is subject to the terms and conditions of the policy. The assumptions on which this illustration is based are subject to change on an annual basis.

Agent Information: Backnine Life Agent

Issued in: CO Date: 03/23/2023

Page O50 of 59

T: \$5,828.00

UA: \$500,000.00

Illustration ID: A00900385



Blended index annual point-to-point with a cap (Standard)

25-year historical index performance		
Date	Actual historical performance	Hypothetical historical return
12/31/1998	14.73%	12.75%
12/31/1999	19.85%	12.75%
12/31/2000	0.95%	0.95%
12/31/2001	-3.47%	0.00%
12/31/2002	-11.90%	0.00%
12/31/2003	17.97%	12.75%
12/31/2004	5.70%	5.70%
12/31/2005	5.23%	5.23%
12/31/2006	11.94%	11.94%
12/31/2007	5.77%	5.77%
12/31/2008	-22.36%	0.00%
12/31/2009	15.41%	12.75%
12/31/2010	7.52%	7.52%
12/31/2011	0.72%	0.72%
12/31/2012	8.24%	8.24%
12/31/2013	15.86%	12.75%
12/31/2014	5.31%	5.31%
12/31/2015	-0.39%	0.00%
12/31/2016	7.71%	7.71%
12/31/2017	12.63%	12.63%
12/31/2018	-6.05%	0.00%
12/31/2019	18.20%	12.75%
12/31/2020	5.97%	5.97%
12/31/2021	11.58%	11.58%
12/31/2022	-12.13%	0.00%

Historical compound average return			
	From	Through	Historical average return
10-year	01/01/2013	12/31/2022	6.74%
15-year	01/01/2008	12/31/2022	6.41%
20-year	01/01/2003	12/31/2022	6.86%
25-year	01/01/1998	12/31/2022	6.51%

Allocation options represent both initial and future allocations for the entire illustration period.

This illustration is not an offer, contract, or promise of future policy performance. Actual policy values may be more or less favorable than the nonguaranteed values shown. Coverage is subject to the terms and conditions of the policy. The assumptions on which this illustration is based are subject to change on an annual basis.

Agent Information: Backnine Life Agent

Issued in: CO Date: 03/23/2023

Page 051 of 59

T: \$5,828.00

UA: \$500,000.00

Illustration ID: A00900385



S&P 500® Index annual point-to-point with a cap

25-year historical index performance		
Date	Actual historical performance	Hypothetical historical return
12/31/1998	26.67%	11.75%
12/31/1999	19.53%	11.75%
12/31/2000	-10.14%	0.00%
12/31/2001	-13.04%	0.00%
12/31/2002	-23.37%	0.00%
12/31/2003	26.38%	11.75%
12/31/2004	8.99%	8.99%
12/31/2005	3.00%	3.00%
12/31/2006	13.62%	11.75%
12/31/2007	3.53%	3.53%
12/31/2008	-38.49%	0.00%
12/31/2009	23.45%	11.75%
12/31/2010	12.78%	11.75%
12/31/2011	0.00%	0.00%
12/31/2012	13.41%	11.75%
12/31/2013	29.60%	11.75%
12/31/2014	11.39%	11.39%
12/31/2015	-0.73%	0.00%
12/31/2016	9.54%	9.54%
12/31/2017	19.42%	11.75%
12/31/2018	-6.24%	0.00%
12/31/2019	28.88%	11.75%
12/31/2020	16.26%	11.75%
12/31/2021	26.89%	11.75%
12/31/2022	-19.44%	0.00%

Historical compound average return			
	From	Through	Historical average return
10-year	01/01/2013	12/31/2022	7.84%
15-year	01/01/2008	12/31/2022	7.52%
20-year	01/01/2003	12/31/2022	7.57%
25-year	01/01/1998	12/31/2022	6.96%

Allocation options represent both initial and future allocations for the entire illustration period.

This illustration is not an offer, contract, or promise of future policy performance. Actual policy values may be more or less favorable than the nonguaranteed values shown. Coverage is subject to the terms and conditions of the policy. The assumptions on which this illustration is based are subject to change on an annual basis.

Agent Information: Backnine Life Agent

Issued in: CO Date: 03/23/2023

Page 052 of 59

T: \$5,828.00

UA: \$500,000.00

Illustration ID: A00900385



S&P 500® Index monthly sum with a cap

25-year historical index performance		
Date	Actual historical performance	Hypothetical historical return
12/31/1998	26.67%	10.90%
12/31/1999	19.53%	12.29%
12/31/2000	-10.14%	0.00%
12/31/2001	-13.04%	0.00%
12/31/2002	-23.37%	0.00%
12/31/2003	26.38%	15.65%
12/31/2004	8.99%	8.82%
12/31/2005	3.00%	3.24%
12/31/2006	13.62%	12.99%
12/31/2007	3.53%	3.38%
12/31/2008	-38.49%	0.00%
12/31/2009	23.45%	6.19%
12/31/2010	12.78%	0.96%
12/31/2011	0.00%	0.00%
12/31/2012	13.41%	12.19%
12/31/2013	29.60%	23.50%
12/31/2014	11.39%	10.62%
12/31/2015	-0.73%	0.00%
12/31/2016	9.54%	6.82%
12/31/2017	19.42%	17.95%
12/31/2018	-6.24%	0.00%
12/31/2019	28.88%	19.12%
12/31/2020	16.26%	0.00%
12/31/2021	26.89%	19.05%
12/31/2022	-19.44%	0.00%

Historical compound average return			
	From	Through	Historical average return
10-year	01/01/2013	12/31/2022	9.33%
15-year	01/01/2008	12/31/2022	7.44%
20-year	01/01/2003	12/31/2022	7.76%
25-year	01/01/1998	12/31/2022	7.09%

Allocation options represent both initial and future allocations for the entire illustration period.

This illustration is not an offer, contract, or promise of future policy performance. Actual policy values may be more or less favorable than the nonguaranteed values shown. Coverage is subject to the terms and conditions of the policy. The assumptions on which this illustration is based are subject to change on an annual basis.

Agent Information: Backnine Life Agent

Issued in: CO Date: 03/23/2023

Page 053 of 59

T: \$5,828.00

UA: \$500,000.00

Illustration ID: A00900385



S&P 500® Index with Trigger

25-year historical index performance		
Date	Actual historical performance	Hypothetical historical return
12/31/1998	26.67%	8.25%
12/31/1999	19.53%	8.25%
12/31/2000	-10.14%	0.00%
12/31/2001	-13.04%	0.00%
12/31/2002	-23.37%	0.00%
12/31/2003	26.38%	8.25%
12/31/2004	8.99%	8.25%
12/31/2005	3.00%	8.25%
12/31/2006	13.62%	8.25%
12/31/2007	3.53%	8.25%
12/31/2008	-38.49%	0.00%
12/31/2009	23.45%	8.25%
12/31/2010	12.78%	8.25%
12/31/2011	0.00%	0.00%
12/31/2012	13.41%	8.25%
12/31/2013	29.60%	8.25%
12/31/2014	11.39%	8.25%
12/31/2015	-0.73%	0.00%
12/31/2016	9.54%	8.25%
12/31/2017	19.42%	8.25%
12/31/2018	-6.24%	0.00%
12/31/2019	28.88%	8.25%
12/31/2020	16.26%	8.25%
12/31/2021	26.89%	8.25%
12/31/2022	-19.44%	0.00%

Historical compound average return			
	From	Through	Historical average return
10-year	01/01/2013	12/31/2022	5.71%
15-year	01/01/2008	12/31/2022	5.43%
20-year	01/01/2003	12/31/2022	6.13%
25-year	01/01/1998	12/31/2022	5.54%

Allocation options represent both initial and future allocations for the entire illustration period.

This illustration is not an offer, contract, or promise of future policy performance. Actual policy values may be more or less favorable than the nonguaranteed values shown. Coverage is subject to the terms and conditions of the policy. The assumptions on which this illustration is based are subject to change on an annual basis.

Agent Information: Backnine Life Agent

Issued in: CO Date: 03/23/2023

Page 054 of 59

T: \$5,828.00

UA: \$500,000.00

Illustration ID: A00900385



Input Summary // Activities page

Producer Information	
Producer:	Backnine Life Agent
Jurisdiction:	California
Source Information	
Jurisdiction:	Colorado
Product type:	Universal Life
Presentation type:	Standard
Production selection	
Product:	Allianz Life Pro+ Advantage Fixed Index Universal Life Insurance Policy

This illustration is not an offer, contract, or promise of future policy performance. Actual policy values may be more or less favorable than the nonguaranteed values shown. Coverage is subject to the terms and conditions of the policy. The assumptions on which this illustration is based are subject to change on an annual basis.

Agent Information: Backnine Life Agent

Issued in: CO Date: 03/23/2023

Page 055 of 59

T: \$5,828.00

UA: \$500,000.00

Illustration ID: A00900385



Input Summary // Client

First Insured		Premium finance	
First name:	LIRP	Premium finance case:	No
Last name:	Client		
Gender:	Male		
Age calculation:	42		
Risk information - first insured			
Risk classification:	Preferred Plus Nontobacco		
Table rating:	None		
Flat extra amount:	\$0.00		
Flat extra duration:	M		
For use with sales concepts			
Tax bracket:	28.00%		

This illustration is not an offer, contract, or promise of future policy performance. Actual policy values may be more or less favorable than the nonguaranteed values shown. Coverage is subject to the terms and conditions of the policy. The assumptions on which this illustration is based are subject to change on an annual basis.

Agent Information: Backnine Life Agent

Issued in: CO Date: 03/23/2023

Page 056 of 59

T: \$5,828.00

UA: \$500,000.00

Illustration ID: A00900385



Input Summary // Death benefit and funding

Premium deposit fund rider				
Solve for:	None			
Death benefit				
Tax compliance:	Guideline Premium Test			
Term rider:	Supplemental Term			
Face amount				
Face solve type:	None			
Face amount type	Face amount	Term amount	From	Through
Specify Amount	\$250,000	\$250,000	1	M

Death benefit option		
Option	From	Through
B (Increasing)	1	7
A (Level)	8	M
Death benefit base		
Increase death benefit at B to A	Option change	
\$0.00	Guideline Minimum	
Ultimate Amount		
Ultimate Amount:	\$500,000.00	

Premium	
MEC avoidance	Yes - Adjust Premium and Withdrawals
First year lump sum	\$0.00
Existing contract is a MEC:	Not Selected
1035 Exchange amount:	\$0.00
1035 Exchange basist:	\$0.00

Scheduled premium						
Premium solve type	None					
	Frequency	Premium	Amount	Adjustment	From	Through
	Monthly	Specify Amount	\$2,500.00	\$0	1	7

Disbursements	
Loan interest type:	Capitalized
Loan frequency:	Annual

Disbursements method							
Type	Amount	Adjustment	Method	Fixed	Indexed	From	Through
Income Stream			Loans	0.00%	100.00%	19	M

This illustration is not an offer, contract, or promise of future policy performance. Actual policy values may be more or less favorable than the nonguaranteed values shown. Coverage is subject to the terms and conditions of the policy. The assumptions on which this illustration is based are subject to change on an annual basis.

Agent Information: Backnine Life Agent

Issued in: CO Date: 03/23/2023

Page 057 of 59

T: \$5,828.00

UA: \$500,000.00

Illustration ID: A00900385



Input Summary // Rider information

Waiver	None
First Insured Waiver of Specified Premium Amount	\$0.00
Chronic Illness Rider	Yes
Terminal Illness Rider	Yes
Units of Child Term Rider	None
Youngest Child's Age	
Loan Protection Rider	Yes
Enhanced Liquidity Rider	None



Input Summary // Allocation Options

DIVERSIFICATION PREMIXES

None

Premium allocations account	Allocation
Bloomberg US Dynamic Balance II ER Index annual point-to-point (Select)	0%
Bloomberg US Dynamic Balance II ER Index annual point-to-point (Bonused)	0%
Bloomberg US Dynamic Balance II ER Index annual point-to-point (Classic)	50%
Bloomberg US Dynamic Balance II ER Index annual point-to-point (Standard)	0%
PIMCO Tactical Balanced ER Index annual point-to-point (Select)	0%
PIMCO Tactical Balanced ER Index annual point-to-point (Bonused)	0%
PIMCO Tactical Balanced ER Index annual point-to-point (Classic)	50%
PIMCO Tactical Balanced ER Index annual point-to-point (Standard)	0%
Blended Index annual point-to-point (Select)	0%
Blended Index annual point-to-point (Bonused)	0%
Blended Index annual point-to-point (Classic)	0%
Blended Index annual point-to-point (Standard)	0%
S&P 500® Index annual point-to-point (Standard)	0%
S&P 500® Index monthly sum (Standard)	0%
S&P 500® Index trigger method (Standard)	0%

Assumed rate		
Rate	From	Through
7.08%	1	M

This illustration is not an offer, contract, or promise of future policy performance. Actual policy values may be more or less favorable than the nonguaranteed values shown. Coverage is subject to the terms and conditions of the policy. The assumptions on which this illustration is based are subject to change on an annual basis.

Agent Information: Backnine Life Agent

Issued in: CO Date: 03/23/2023

Page 059 of 59

T: \$5,828.00

UA: \$500,000.00

Illustration ID: A00900385